



Champion

Series Zero-Turn Rider & Mower Deck

Products

Mfg. No.	Description
2690449	Champion 2044, 20HP Kohler Zero-Turn Rider w/ 44" Mower
2690451	Champion 2050, 20HP Zero-Turn Rider w/ 50" Mower
2690452	Champion 2050CE, 20HP Zero-Turn Rider w/ 50" Mower (CE/Export)
2690483	Champion 2044CE, 20HP Zero-Turn Rider w/ 44" Mower (CE/Export)
2690484	Champion 2050CE, 20HP Zero-Turn Rider w/ 50" Mower (CE/Export)
5900705	Champion 2650, 26HP Zero-Turn Rider w/ 50" Mower
5900774	Champion 2652, 26HP Zero-Turn Rider w/ 52" Mower
5900927	Champion 2752 ANSI-EXP, 27HP Zero-Turn Rider w/ 52" Mower
5900947	Champion 2752CE (3000Z), 27HP Zero-Turn Rider w/ 52" Mower (CE/Export)
5900961	Champion 2752, 27HP Zero-Turn Rider w/ 52" Mower
5901216	Champion 2750, 27HP Zero-Turn Rider w/ 50" Mower
5901268	Champion 2552CE (3000Z), 25HP Zero-Turn Rider w/ 52" Mower (CE/Export)
5901269	Champion 2550, 25HP Zero-Turn Rider w/ 50" Mower

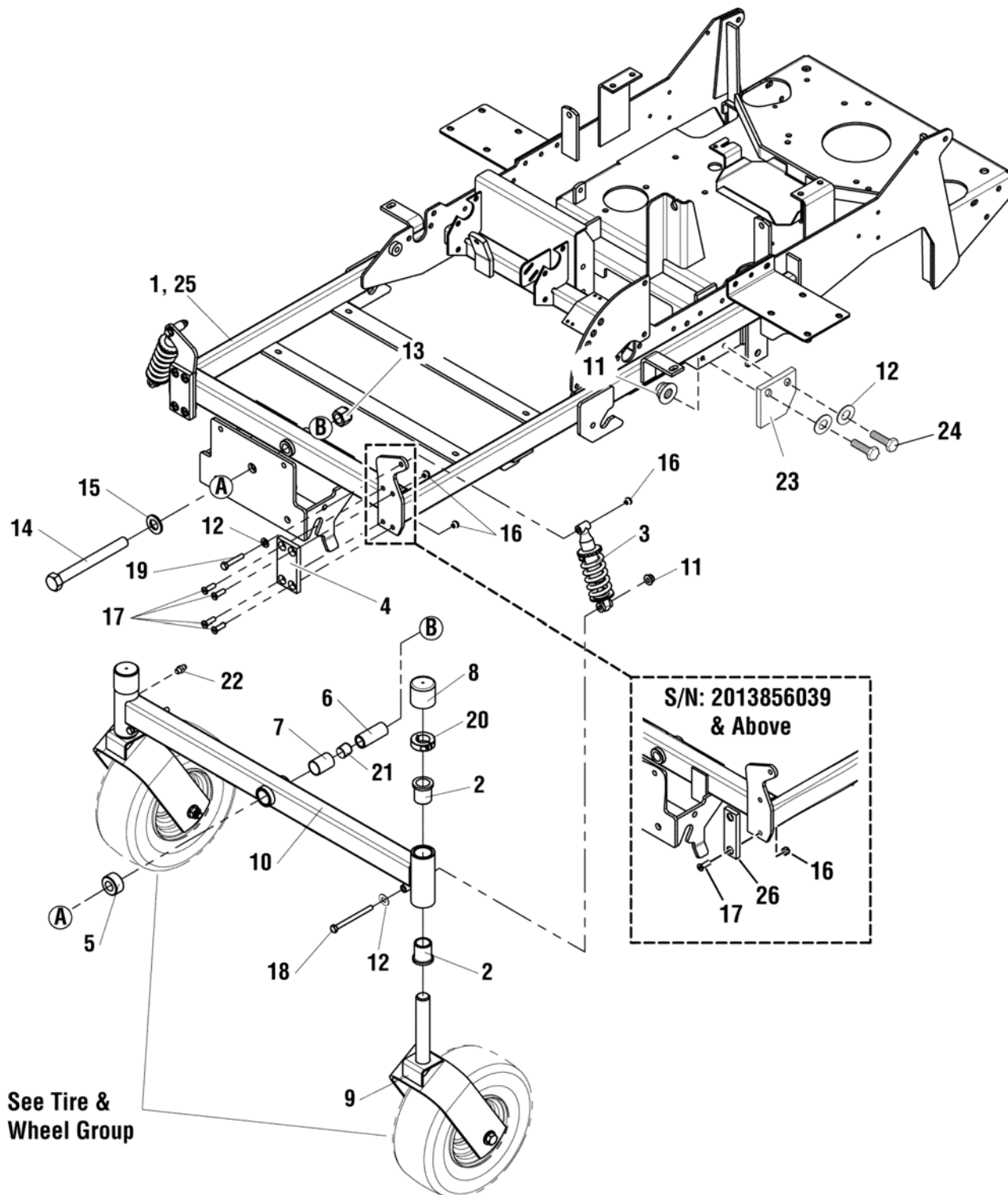
Not for
Reproduction

PRODUCT COMPONENTS	PAGES
Main Frame & Front Suspension Group	4
Bumper Group	6
Engine Group - Briggs & Stratton PS & CT	8
Engine Group - Briggs & Stratton Vanguard	10
Engine Group - Kohler	12
Pump Drive Group	14
Hydraulic Group	16
Hydraulic Pump SERVICE PARTS - BDP/PG Series	18
Control Group Panel	20
Control Group Upper	22
Control Group Lower	24
Electrical Group	26
Seat & Kickplate Group - B&S Professional Series	28
Seat & Kickplate Group - Kohler & B&S Vanguard	30
Fuel Supply Hose & Tank Replacement Parts Group	32
Fuel Tank Group	34
Brake Group	36
Rear Suspension Group	38
Lift Group	40
Wheel & Tire Group	42
Decals Group - Brand & Model	44
Decals Group - Safety & Common - Domestic	46
Decals Group - Safety & Common - Export	48
Evap Canister Group	50
44" & 50" Mower Deck - Belt & Idler Group - B&S Professional Series	52
44" & 50" Mower Deck - Belt & Idler Group - Kohler & B&S Vanguard	54
44" & 50" Mower Deck - Front Rollers & Baffles	56
44" & 50" Mower Deck - Housing, Arbors & Blades Group - Kohler & B&S Vanguard	58
44" & 50" Mower Deck - Housing, Arbors, & Blades Group - B&S Professional Series	60
44" Mower Deck - Rear Roller & Linkage	64
44", 50" & 52" Mower Deck - Deck Hangers & Puller Bars	66
50" Mower Deck - Rear Roller & Linkage	68
52" Mower Deck - Belts & Idler Group	70
52" Mower Deck - Housing, Covers, Spindles & Blades Group	72
52" Mower Deck - Rollers Group	74
Torque Specification Chart	Inside Back Cover

Main Frame & Front Suspension Group

NOTE: Unless noted otherwise, use the standard hardware torque specification chart.

276FRM0



The above parts group applies to the following Mfg. Nos.:

- 2690449 - Champion 2044
- 2690451 - Champion 2050
- 2690452 - Champion 2050CE
- 2690483 - Champion 2044CE
- 2690484 - Champion 2050CE

- 5900705 - Champion 2650
- 5900774 - Champion 2652
- 5900927 - Champion 2752 ANSI-EXP
- 5900947 - Champion 2752CE (3000Z)
- 5900961 - Champion 2752

- 5901216 - Champion 2750
- 5901268 - Champion 2552CE
- 5901269 - Champion 2550

Main Frame & Front Suspension Group

REF NO	PART NO.	QTY.	DESCRIPTION
1	5401035CSM	1	WELD, MAIN FRAME, SMI (Kohler / Briggs & Stratton Vanguard)
2	5021541SM	4	BUSHING, FLANGE
3	5023213SM	2	SHOCK, SPRING ASSEMBLY
4	5045990SM	2	DECK FRICTION REDUCER PLATE (S/N: 2013856038 & Below)
5	5400756SM	1	SPACER, .76X 1.50 X .79
6	5047489SM	1	SPACER, .75 X 1.00 X 2.38
7	5022852SM	1	PIVOT BEARING, 1.00" X 1.125" OD X 1.50"
8	5023214SM	2	CAP, VINYL 1.687 X 1-1/2
9	5048775CSM	2	WELD,CASTER YOKE
10	5400962CSM	1	WELD, PIVOTING FRONT END - ORG
11	5025392SM	8	NUT, 5/16-18 HEX NYLOCK FLANGE
12	5025155SM	8	WASHER, 5/16" SAE
13	5025284SM	1	NUT, 3/4-16 HEX NYLON LOCK
14	5025265X56SM	1	BOLT, 3/4-16 X 7.00" YZ GD5
15	5025160SM	1	WASHER, 3/4" SAE
16	5025057SM	8	NUT, 5/16-18 HEX (Qty: 8 used w/ 5045990 - Qty: 4 used w/ 5100930)
17	5025594SM	8	SCREW, 5/16-18 X 1", PHILLIPS HD, BZ (Qty: 8 used w/ 5045990 - Qty: 4 used w/ 5100930)
18	5025011X30SM	2	BOLT, 5/16-18 X 3-3/4 GD5
19	5025011X14SM	2	BOLT, 5/16-18 X 1-3/4" GD5 YZ
20	5020602SM	2	COLLAR, 1" SPLIT
21	5100358SM	1	PIVOT BEARING, 1.00" X 1.125" OD X .50"
22	5020095SM	2	GREASE FITTING, 1/4-28 STRAIGHT
23	5401053CSM	2	PLATE, DECK STOP
24	5025011X6SM	4	BOLT, 5/16-18 X 3/4" GD5
25	5403440CSM	1	WELD, MAIN FRAME, SMI (Briggs & Stratton ELS)
26	5102702	2	PAD, FRICTION, .375 X 1.25 X 4.00 (S/N: 2013856039 & Above)

Footnotes

The above parts group applies to the following Mfg. Nos.:

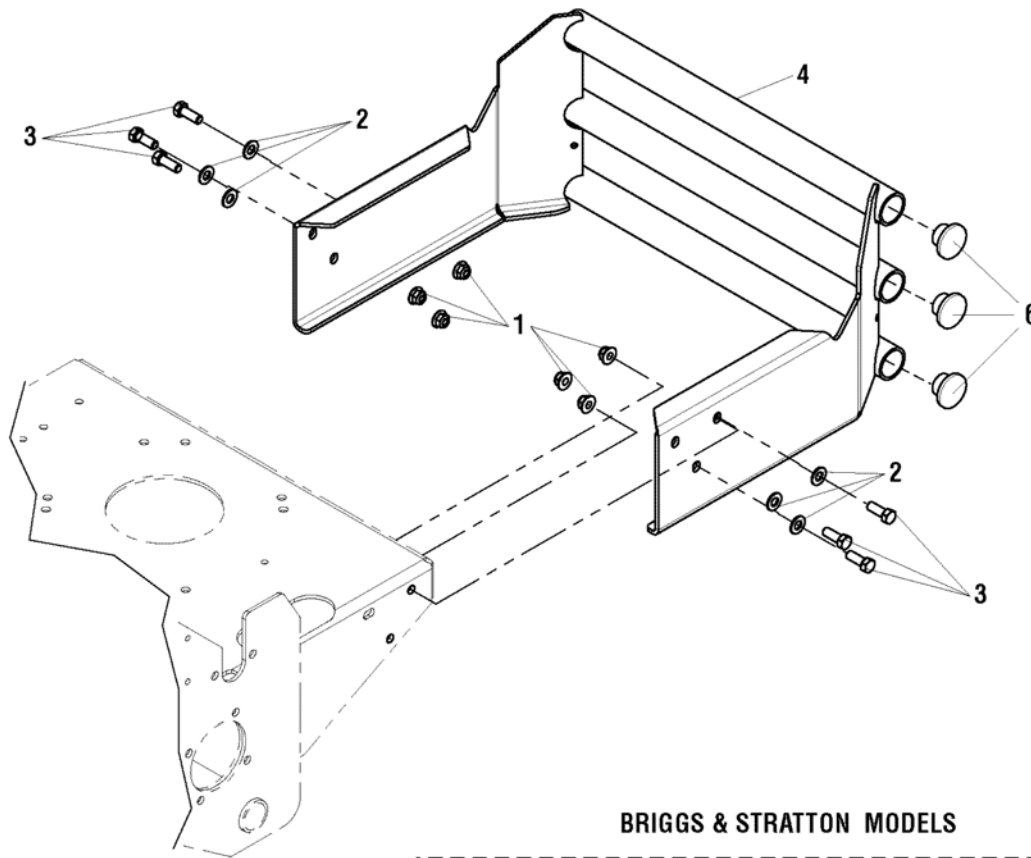
2690449 - Champion 2044	5900705 - Champion 2650	5901216 - Champion 2750
2690451 - Champion 2050	5900774 - Champion 2652	5901268 - Champion 2552CE
2690452 - Champion 2050CE	5900927 - Champion 2752 ANSI-EXP	5901269 - Champion 2550
2690483 - Champion 2044CE	5900947 - Champion 2752CE (3000Z)	
2690484 - Champion 2050CE	5900961 - Champion 2752	

Bumper Group

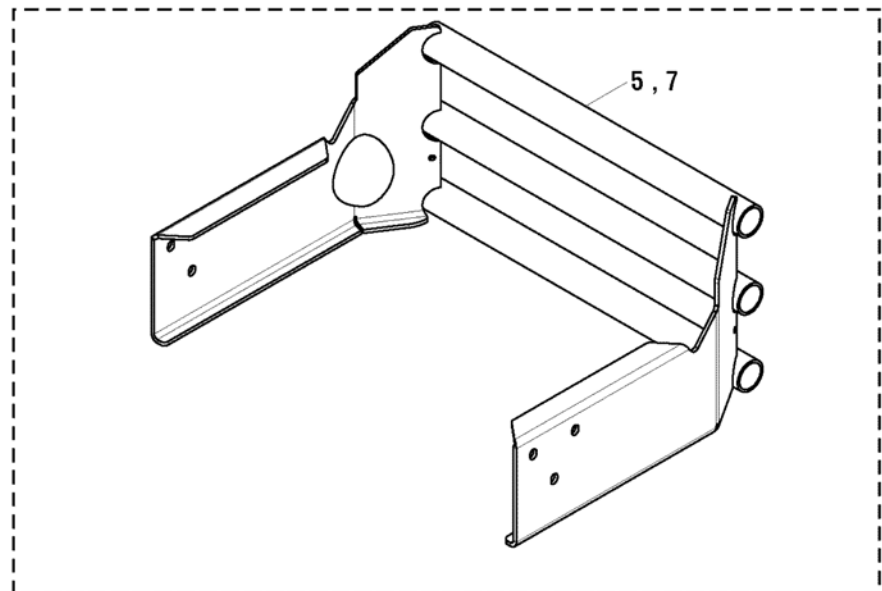
NOTE: Unless noted otherwise,
use the standard hardware torque
specification chart.

276BMP0

KOHLER MODEL



BRIGGS & STRATTON MODELS



The above parts group applies to the following Mfg. Nos.:

2690449 - Champion 2044

2690451 - Champion 2050

2690452 - Champion 2050CE

2690483 - Champion 2044CE

2690484 - Champion 2050CE

5900705 - Champion 2650

5900774 - Champion 2652

5900927 - Champion 2752 ANSI-EXP

5900947 - Champion 2752CE (3000Z)

5900961 - Champion 2752

5901216 - Champion 2750

5901268 - Champion 2552CE

5901269 - Champion 2550

Bumper Group

REF NO	PART NO.	QTY.	DESCRIPTION
1	5025394SM	6	NUT, 3/8-16 HEX NYLOCK FLANGE
2	5025293SM	6	WASHER, 3/8" GD.9 FLAT
3	5025013X8SM	6	BOLT, 3/8-16 X 1" GD5 YZ
4	5400356CSM	1	WELD, BUMPER (Kohler Models)
5	5401074CSM	1	WELD, BUMPER (Briggs & Stratton Vanguard Models)
6	5023484SM	6	PLUG, PANEL, 1.25 - BLACK
7	5403489CSM	1	WELD, BUMPER (Briggs & Stratton ELS Models)
7	5403489CSM	1	WELD, BUMPER (Model 5900961: S/N: 2016131549 & Below; Models 5900947: S/N: 2016133412 & Below)
7	5410260CYP	1	WELD, BUMPER (Model 5900961: S/N: 2016131550 & Above; Models 5900947: S/N: 2016133413 & Above)

Not for
Reproduction

Footnotes

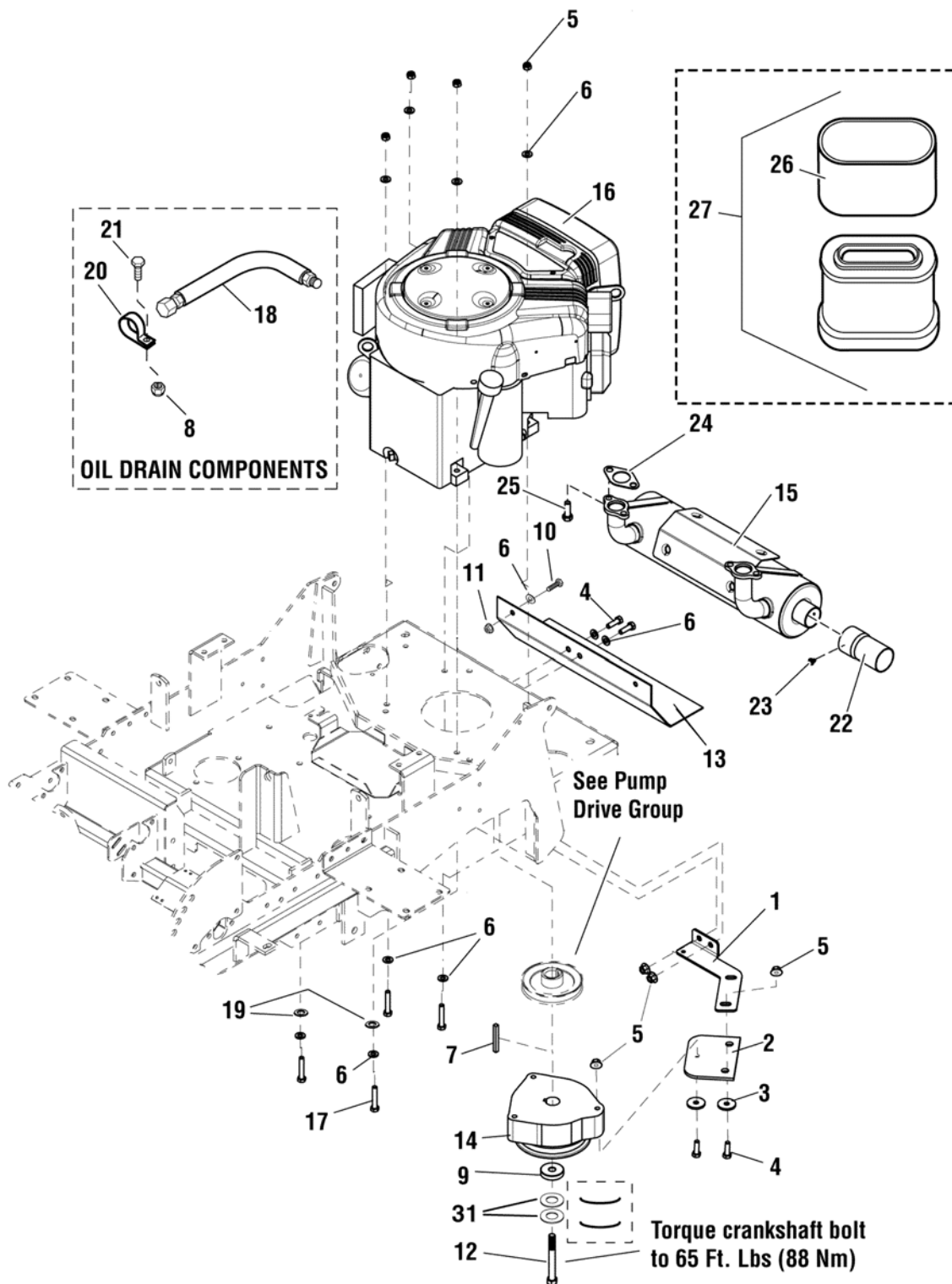
The above parts group applies to the following Mfg. Nos.:

2690449 - Champion 2044	5900705 - Champion 2650	5901216 - Champion 2750
2690451 - Champion 2050	5900774 - Champion 2652	5901268 - Champion 2552CE
2690452 - Champion 2050CE	5900927 - Champion 2752 ANSI-EXP	5901269 - Champion 2550
2690483 - Champion 2044CE	5900947 - Champion 2752CE (3000Z)	
2690484 - Champion 2050CE	5900961 - Champion 2752	

Engine Group - Briggs & Stratton PS & CT

NOTE: Unless noted otherwise,
use the standard hardware torque
specification chart.

276ENGB1



The above parts group applies to the following Mfg. Nos.:

- | | |
|-----------------------------------|-----------------------------------|
| 5900705 - Champion 2650 | 5901216 - Champion 2750 |
| 5900774 - Champion 2652 | 5901268 - Champion 2552CE (3000Z) |
| 5900927 - Champion 2752 ANSI-EXP | 5901269 - Champion 2550 |
| 5900947 - Champion 2752CE (3000Z) | |
| 5900961 - Champion 2752 | |

Engine Group - Briggs & Stratton PS & CT

REF NO	PART NO.	QTY.	DESCRIPTION
1	5061857CSM	1	PLATE, CLUTCH ANCHOR
2	5043636SM	1	CLUTCH ANCHOR PAD
3	5044617SM	3	WASHER, .34 X 1.25 X 10 GA
4	5025011X8SM	5	BOLT, 5/16-18 X 1" GD5 YZ
5	5025392SM	9	NUT, 5/16-18 HEX NYLOCK FLANGE
6	5025155SM	14	WASHER, 5/16" SAE
7	5050407X18	1	KEY, 1/4" SQ. X 2 1/4 (**5050407X8SM for clutches that have built-in keys.)
8	5025126SM	1	NUT, 1/4-20 HEX SERR. FLANGE
9	5102965	1	SPACER, .45 X 1.88 X .38
10	5025011X6SM	4	BOLT, 5/16-18 X 3/4" GRD5
11	5025139SM	4	NUT, 5/16-18 HEX LG SERR FLG.
12	5103300SM	1	BOLT, CRANKSHAFT, 7/16-20 X 3-1/4"
13	5401071CSM	1	PLATE, HEAT SHIELD - ORG
14	5023100SM	1	* CLUTCH, # 51110100,ELECTRIC, 1" SHAFT
15	5100907SM	1	MUFFLER, B&S-ELS (Model 5900961: S/N: 2016131549 & Below; Models 5900947: S/N: 2016133412 & Below)
15	5103659	1	MUFFLER, B&S, ELS & COMM TURF (Model 5900961: S/N: 2016131549 & Below; Models 5900947: S/N: 2016133412 & Below)
16	-	1	ENGINE, BRIGGS & STRATTON
17	5025011X18SM	4	BOLT, 5/16-18 X 2-1/4" GD5 YZ
18	5048681SM	1	HOSE, OIL DRAIN
19	5025188SM	2	WASHER, 5/16" INT. TOOTH LOCK
20	5021500SM	1	CLAMP, VINYL INSULATED
21	5025010X6SM	1	BOLT, 1/4-20 X 3/4" GD5 YZ
22	5104348YP	1	EXTENSION, TAILPIPE, 3" - BLK
23	5021808X8SM	2	SCREW
24	273485	2	GASKET, EXHAUST
25	94480	4	SCREW, SEM HEX HEAD
26	792303	1	PRE CLEANER (SV)
27	792105	1	AIR CLEANER W/ PRE CLEANER (SV)
28	696854	1	OIL FILTER (SV) (NOT SHOWN)
29	797420	1	COVER, STATIC/LABEL ASSY (NOT SHOWN - S/N: 2016684040 & Below)
30	95957	1	SCREW, PAN HEAD THREAD ROLLING (NOT SHOWN - S/N: 2016684040 & Below)
31	5025585	2	BELLEVILLE WASHER 1.1875 X .442 X .089 (S/N: 20157454414 & Above)

Footnotes

* If replacing PTO clutch also order 5050407X8SM key.

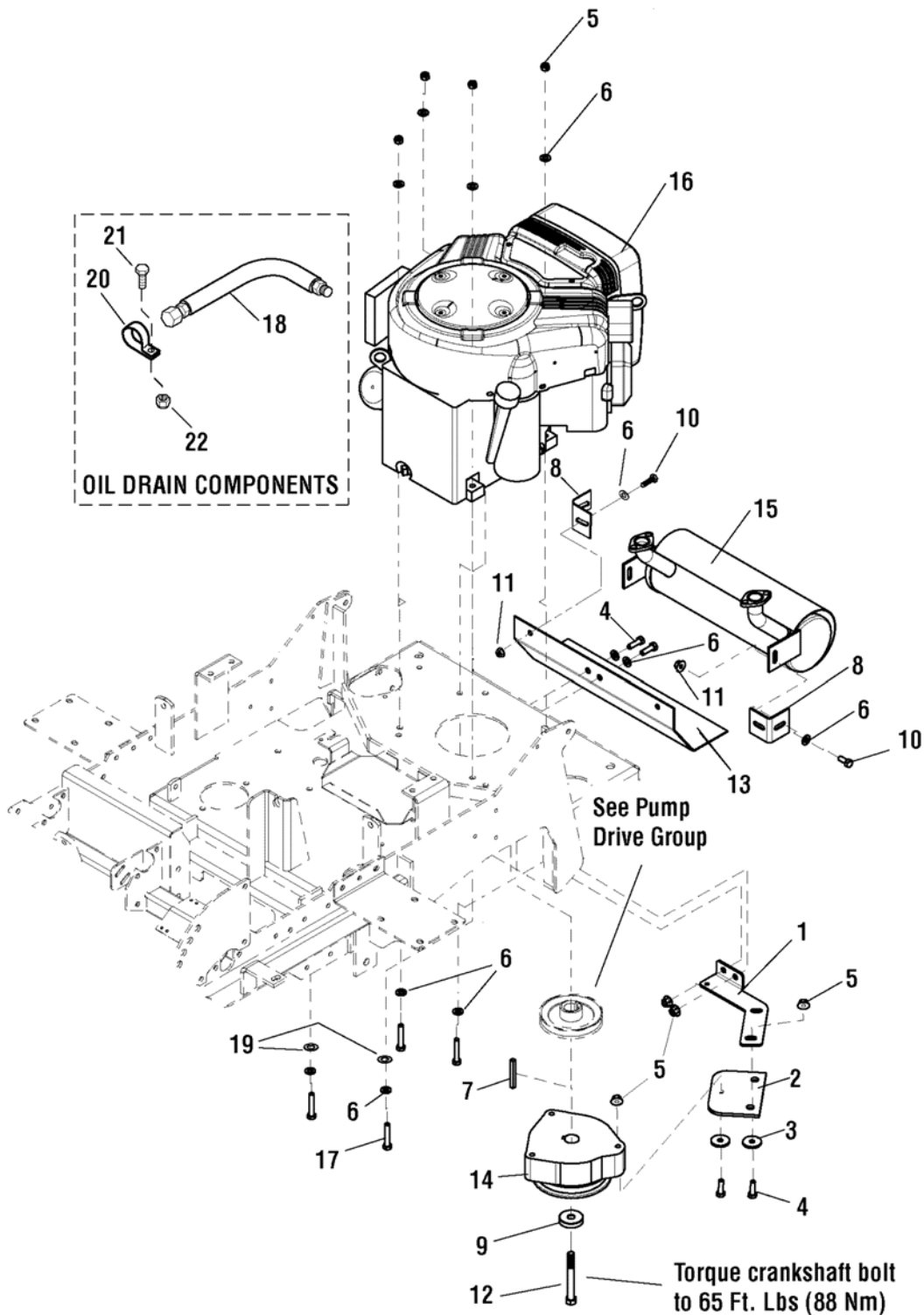
The above parts group applies to the following Mfg. Nos.:

5900705 - Champion 2650	5901216 - Champion 2750
5900774 - Champion 2652	5901268 - Champion 2552CE (3000Z)
5900927 - Champion 2752 ANSI-EXP	5901269 - Champion 2550
5900947 - Champion 2752CE (3000Z)	
5900961 - Champion 2752	

Engine Group - Briggs & Stratton Vanguard

NOTE: Unless noted otherwise,
use the standard hardware torque
specification chart.

276ENGB0



The above parts group applies to the following Mfg. Nos.:

- 2690451 - Champion 2050
- 2690452 - Champion 2050CE
- 2690484 - Champion 2050CE

Engine Group - Briggs & Stratton Vanguard

REF NO	PART NO.	QTY.	DESCRIPTION
1	5061857CSM	1	PLATE, CLUTCH ANCHOR
2	5043636SM	1	CLUTCH ANCHOR PAD
3	5044617SM	3	WASHER, .34 X 1.25 X 10 GA
4	5025011X8SM	5	BOLT, 5/16-18 X 1" GD5 YZ
5	5025392SM	9	NUT, 5/16-18 HEX NYLOCK FLANGE
6	5025155SM	14	WASHER, 5/16" SAE
7	5050407X18	1	KEY, 1/4" SQ. X 2 1/4
8	5048262CSM	2	BRACKET,SUPPORT,MUFFLER
9	5042132SM	1	SPACER, .45 X 1.62 X .37
10	5025011X6SM	4	BOLT, 5/16-18 X 3/4" GRD5
11	5025139SM	4	NUT, 5/16-18 HEX LG SERR FLG.
12	5103300SM	1	BOLT, CRANKSHAFT, 7/16-20 X 3-1/4"
13	5401071CSM	1	PLATE, HEAT SHIELD - ORG
14	5023100SM	1	CLUTCH, # 51110100,ELECTRIC, 1" SHAFT
15	5023187SM	1	MUFFLER, ACS
16	--	1	* ENGINE, BRIGGS VANGUARD
17	5025011X18SM	4	BOLT, 5/16-18 X 2-1/4" GD5 YZ
18	5048681SM	1	HOSE, OIL DRAIN
19	5025188SM	2	WASHER, 5/16" INT. TOOTH LOCK
20	5021500SM	1	CLAMP, VINYL INSULATED
21	5025010X6SM	1	BOLT, 1/4-20 X 3/4" GD5 YZ
22	5025126SM	1	NUT, 1/4-20 HEX SERR. FLANGE

Not for
Reproduction

Footnotes

* See your local Briggs & Stratton distributor for parts and service.

The above parts group applies to the following Mfg. Nos.:

2690451 - Champion 2050

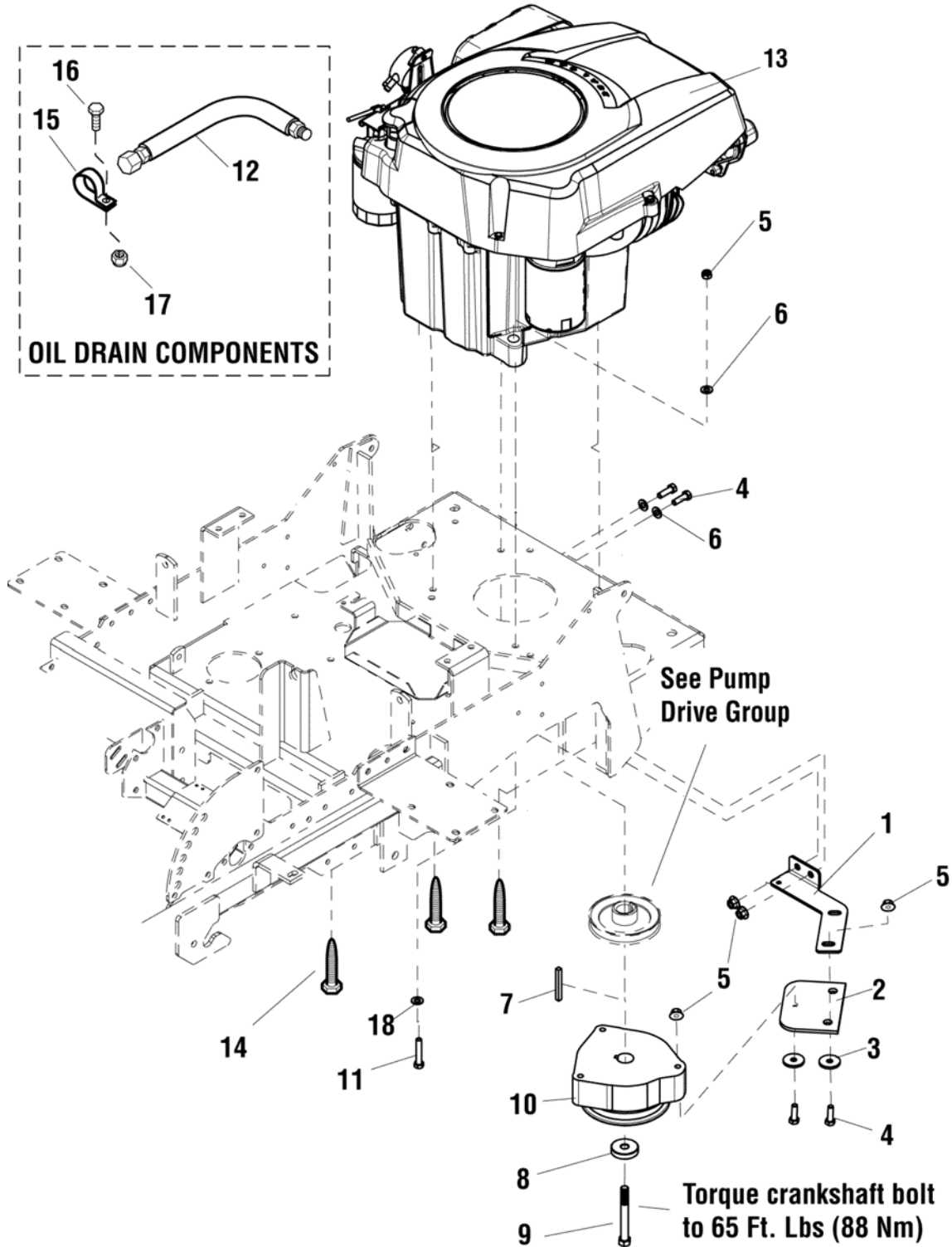
2690452 - Champion 2050CE

2690484 - Champion 2050CE

Engine Group - Kohler

276ENGK0

NOTE: Unless noted otherwise,
use the standard hardware torque
specification chart.



The above parts group applies to the following Mfg. Nos.:

2690449 - Champion 2044

2690483 - Champion 2044CE

Engine Group - Kohler

REF NO	PART NO.	QTY.	DESCRIPTION
1	5061857CSM	1	PLATE, CLUTCH ANCHOR
2	5043636SM	1	CLUTCH ANCHOR PAD
3	5044617SM	3	WASHER, .34 X 1.25 X 10 GA
4	5025011X8SM	5	BOLT, 5/16-18 X 1" GD5 YZ
5	5025392SM	6	NUT, 5/16-18 HEX NYLOCK FLANGE
6	5025155SM	3	WASHER, 5/16" SAE
7	5050407X18	1	KEY, 1/4" SQ. X 2 1/4
8	5042132SM	1	SPACER, .45 X 1.62 X .37
9	5103300SM	1	BOLT, CRANKSHAFT, 7/16-20 X 3-1/4"
10	5023100SM	1	CLUTCH, # 51110100,ELECTRIC, 1" SHAFT
11	5025011X18	1	BOLT, 5/16-18 X 2-1/4" GD5 YZ
12	5048681SM	1	HOSE, OIL DRAIN
13	--	1	* ENGINE, KOHLER COURAGE
14	5100399SM	3	BOLT, 3/8-16 X 1", SELF-TAPPING
15	5021500SM	1	CLAMP, VINYL INSULATED
16	5025010X6SM	1	BOLT, 1/4-20 X 3/4" GD5 YZ
17	5025126SM	1	NUT, 1/4-20 HEX SERR. FLANGE
18	5025188SM	1	WASHER, 5/16" INT. TOOTH LOCK

Not for
Reproduction

Footnotes

* See your local Kohler distributor for parts and service.

The above parts group applies to the following Mfg. Nos.:

2690449 - Champion 2044

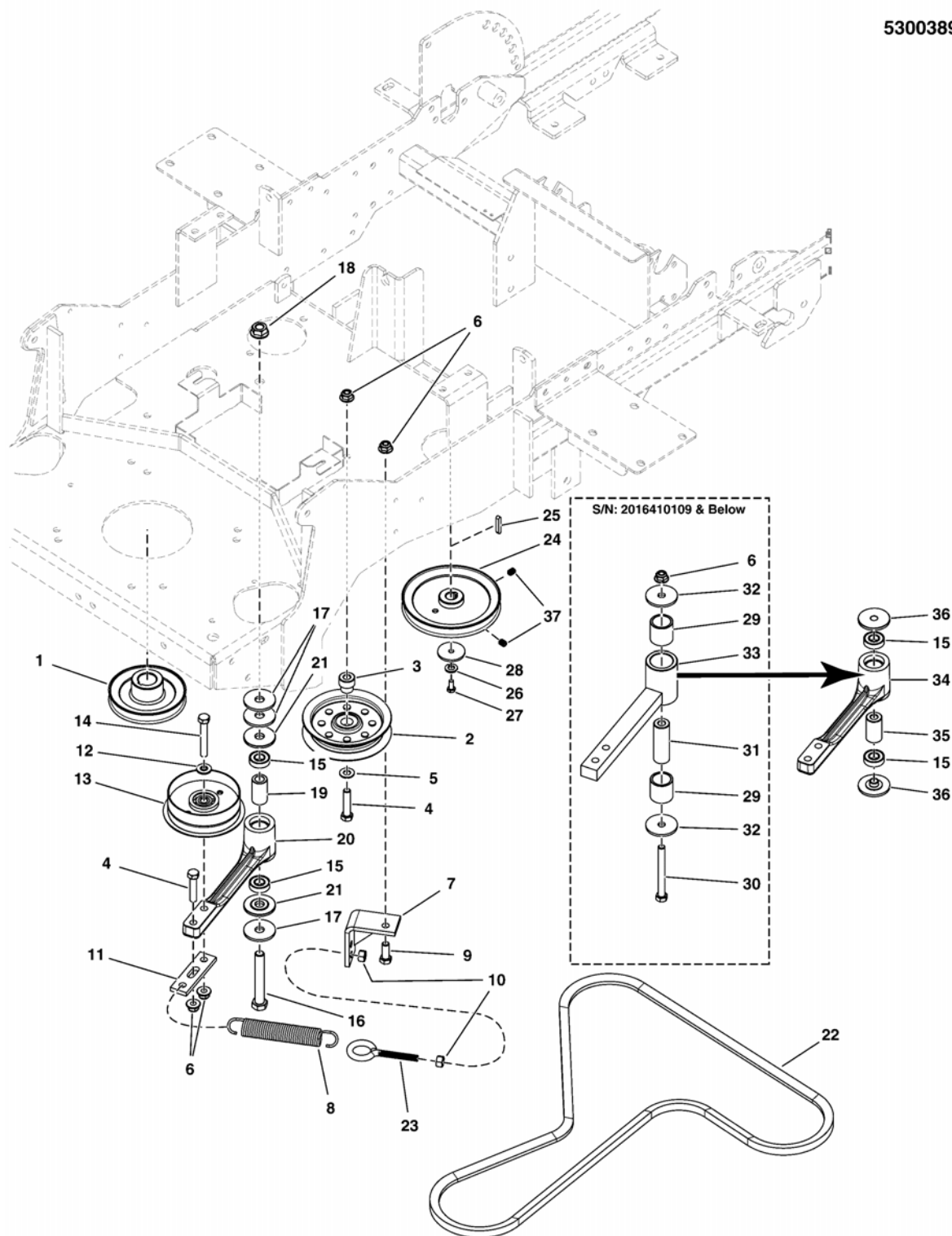
2690483 - Champion 2044CE

Pump Drive Group

NOTE: Unless noted otherwise,
use the standard hardware torque
specification chart.

5300389

5300389



The above parts group applies to the following Mfg. Nos.:

- 2690449 - Champion 2044
- 2690451 - Champion 2050
- 2690452 - Champion 2050CE
- 2690483 - Champion 2044CE
- 2690484 - Champion 2050CE

- 5900705 - Champion 2650
- 5900774 - Champion 2652
- 5900927 - Champion 2752 ANSI-EXP
- 5900947 - Champion 2752CE (3000Z)
- 5900961 - Champion 2752

- 5901216 - Champion 2750
- 5901268 - Champion 2552CE
- 5901269 - Champion 2550

Pump Drive Group

REF NO	PART NO.	QTY.	DESCRIPTION
1	5023252SM	1	PULLEY, CRANKSHAFT, 1.0005 ID X 4.25 OD
2	5021002SM	1	PULLEY, IDLER, 4.06OD, .669ID, .75W STL
3	5049184SM	1	SPACER, HYDRO PULLEY
4	5025013X14SM	2	BOLT, 3/8-16 X 1-3/4 GD5
5	5025156SM	1	WASHER, 3/8 SAE
6	5025394SM	4	NUT, 3/8-16 HEX NYLOCK FLANGE (Qty: 5 - S/N: 2016410109 & Below)
7	5045200CSM	1	WELD, ANCHOR EYEBOLT
8	1715435SM	1	SPRING, EXTENSION, 1.00 (coil-to-coil measurement: 6.13" (15.6 cm))
9	5025013X8SM	1	BOLT, 3/8-16 X 1 GD5 YZ
10	5025034SM	2	NUT, 3/8-16 HEX
11	5048219CSM	1	PLATE, ANCHOR, SPRING
12	5025293SM	1	WASHER, 3/8 GD.9 FLAT
13	5103808YP	1	PULLEY, SINGLE FLANGED, 4"ODX3/8"ID
14	5025013X20SM	1	BOLT, 3/8-16 X 2-1/2 GD5 YZ
15	7078243YP	2	BEARING, BALL, AXLE (S/N: 2016410110 & Above)
16	5025017X32SM	1	BOLT, 1/2-13 X 4 GD5 YZ (S/N: 2016410110 & Above)
17	5103282YP	3	WASHER, .52 X 1.75 X .14, CZ (S/N: 2016410110 & Above)
18	5025396SM	1	NUT, 1/2-13 HEX NYLOCK FLANGE (S/N: 2016410110 & Above)
19	5103812YP	1	SPACER, .52 X .84 X 1.53, PM (S/N: 2016410110 & Above)
20	5411066YP	1	ASSM, IDLER ARM, PUMP DRIVE, 1/2ID, CAST (SV) (S/N: 2016410110 & Above)(5101178A)
21	5103262YP	2	SPACER, IDLER ARM, 1/2, PM (S/N: 2016410110 & Above)
22	5022931SM	1	BELT, HA-SEC, 72.4EL, ARAMID, WRPD
23	5025429SM	1	EYE BOLT, 3/8-16 X 4, 2.13THRD, 1 EYE, CZ
24	5023251SM	2	PULLEY, DRIVE PUMP
25	5023254SM	2	KEY, 5MM SQ. W/ RADIUS
26	5025169SM	2	WASHER, 1/4 LOCK
27	5023215SM	2	CAPSCREW-HEX HEAD M6-1.0X 14MM
28	5044577SM	2	WASHER, .265 X 1.50 X .109, YZ
29	5022157SM	2	BUSHING, BRASS, 1.25X1X1.25
30	5025013X32SM	1	BOLT, 3/8-16 X 4 GD5 CZ
31	5102004YP	1	SPACER, .39 X 1.00 X 2.55, SS
32	5025305SM	2	WASHER, .41 X 1.75 X .14
33	--	1	NO LONGER AVAILABLE, USE ITEM # 35
34	5406895YP	1	ASSM, IDLER ARM, PUMP DRIVE, 3/8ID, CAST (SV) (Includes items #15, 35, & 36)
35	5102580YP	1	SPACER, .39 X .88 X 1.53, CZ
36	5102579YP	2	SPACER, IDLER ARM, T-STYLE, CZ
37	5025437SM	4	SET SCREW, 5/16-27 X 3/8, KNURL, W/ PATCH (SV)

Footnotes

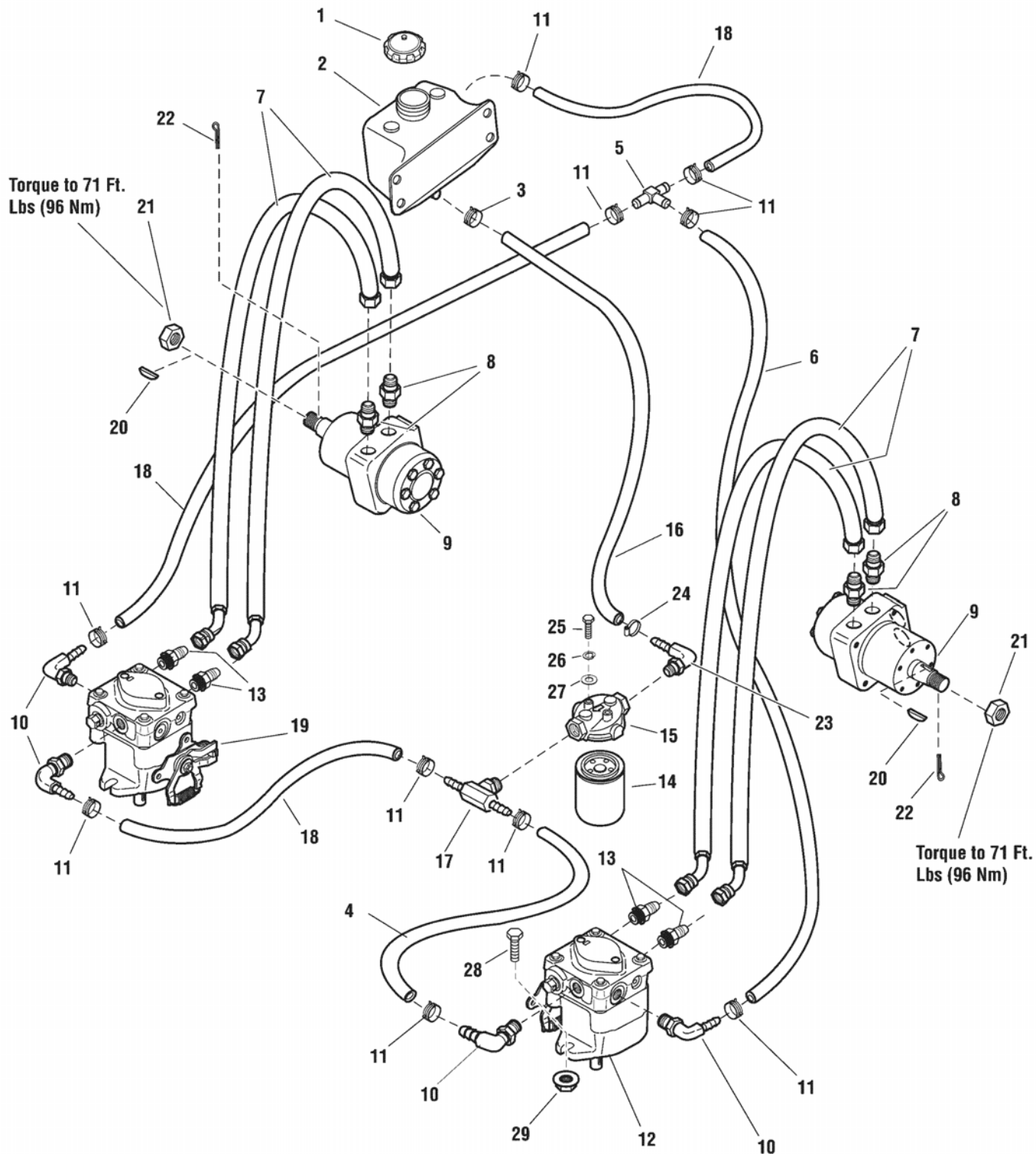
The above parts group applies to the following Mfg. Nos.:

2690449 - Champion 2044	5900705 - Champion 2650	5901216 - Champion 2750
2690451 - Champion 2050	5900774 - Champion 2652	5901268 - Champion 2552CE
2690452 - Champion 2050CE	5900927 - Champion 2752 ANSI-EXP	5901269 - Champion 2550
2690483 - Champion 2044CE	5900947 - Champion 2752CE (3000Z)	
2690484 - Champion 2050CE	5900961 - Champion 2752	

Hydraulic Group

NOTE: Unless noted otherwise, use the standard hardware torque specification chart.

276HYD0



The above parts group applies to the following Mfg. Nos.:

- 2690449 - Champion 2044
- 2690451 - Champion 2050
- 2690452 - Champion 2050CE
- 2690483 - Champion 2044CE
- 2690484 - Champion 2050CE

- 5900705 - Champion 2650
- 5900774 - Champion 2652
- 5900927 - Champion 2752 ANSI-EXP
- 5900947 - Champion 2752CE (3000Z)
- 5900961 - Champion 2752

- 5901216 - Champion 2750
- 5901268 - Champion 2552CE
- 5901269 - Champion 2550

Hydraulic Group

REF NO	PART NO.	QTY.	DESCRIPTION
1	5023191SM	1	CAP, HYDRAULIC RESERVOIR
2	5023345SM	1	TANK, 2 QT HYDRAULIC
3	5061549SM	1	CLAMP, HOSE, 7/8
4	5050860X8P5SM	1	HOSE, 3/8" PUSH-LOCK, 8.50"
5	5022920SM	1	FITTING, TEE, 1/2" HOSE
6	5050860X27SM	1	HOSE, 3/8 PUSH-LOCK, 27
7	5102122SM	4	HOSE ASSEMBLY (19")
8	5022634SM	4	ADAPTER, HYD.
9	5023091SM	2	MOTOR, WHEEL
10	5023267SM	4	ADAPTER, 90 DEG, 9/16-3/8 BARB
11	5023268SM	10	CLAMP, HOSE
12	5101403	1	PE, 10CC HYDRAULIC PUMP - LH
13	5022633SM	4	ADAPTER, HYD.
14	1719168SM	1	FILTER, OIL
15	5023096SM	1	FILTER HEAD, HYDRAULIC
16	5400707SM	1	HOSE, 5/8 PUSH-ON, 12.50" LONG
17	5023266SM	1	ADAPTER, TEE, 9/16-3/8 BARB
18	5050860X7P5SM	3	HOSE, 3/8" PUSH-LOCK, 7.50"
19	5101404	1	PE, 10CC HYDRAULIC PUMP - RH
20	5023091X1SM	2	KEY
21	5101583X1	2	NUT, CASTLE
22	5025203X10SM	2	PIN, COTTER, 1/8" X 1-1/4
23	5023346SM	1	ADAPTER, 90 DEG, 9/16-5/8 BARB
24	5021164SM	1	CLAMP, #10 HOSE, STAINLESS
25	5025010X6SM	2	BOLT, 1/4-20 X 3/4" GD5 YZ
26	5025169SM	2	WASHER, 1/4" LOCK
27	703332	2	WASHER, 1/4 SAE (5025154)
28	5025013X10SM	4	BOLT, 3/8-16 X 1-1/4" GD5
29	5025128SM	4	NUT, 3/8-16 HEX SERRATED FLANGE
30	5600199SM	--	KIT, Castle Nut & Cotter Pin

Footnotes

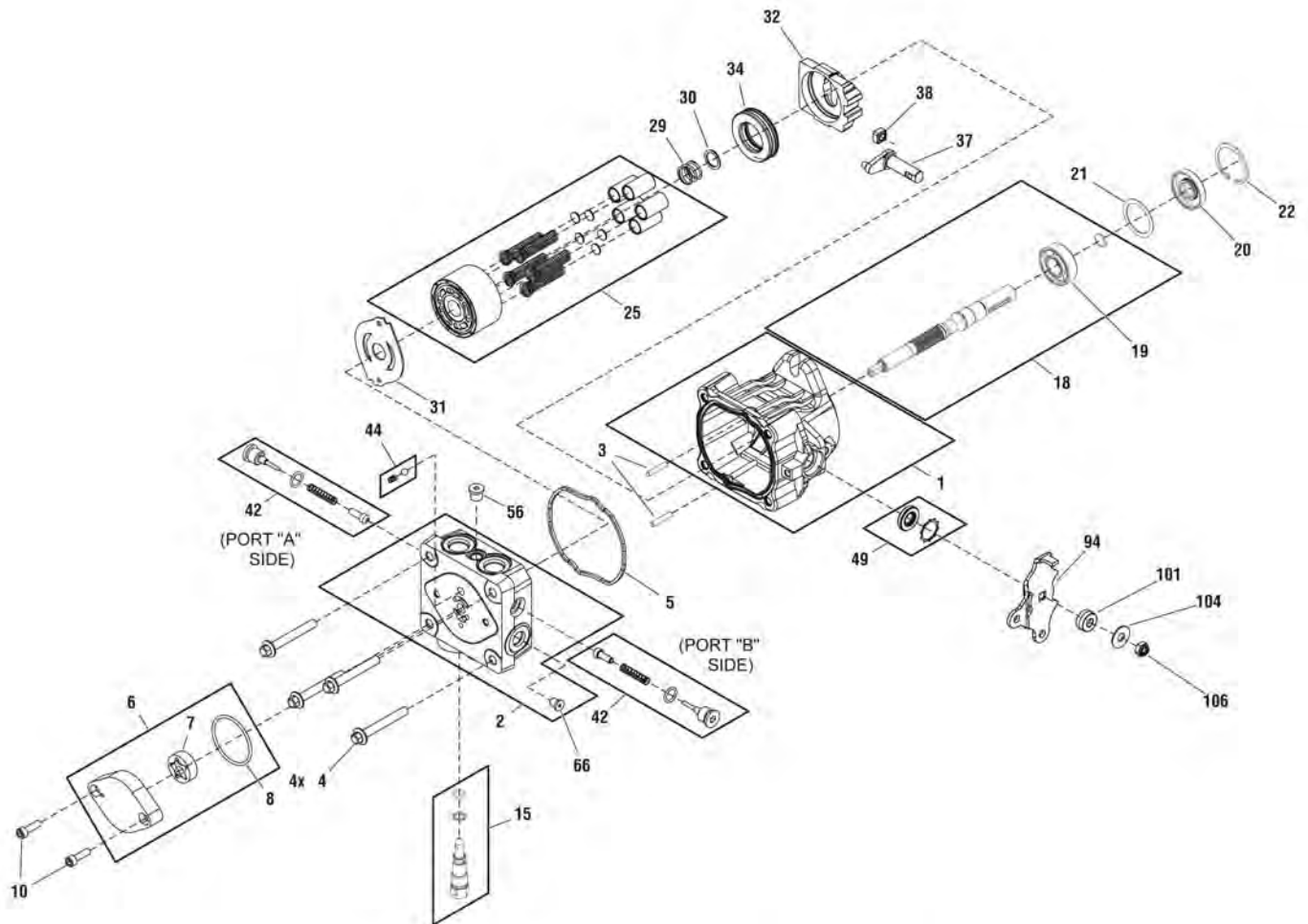
The above parts group applies to the following Mfg. Nos.:

2690449 - Champion 2044	5900705 - Champion 2650	5901216 - Champion 2750
2690451 - Champion 2050	5900774 - Champion 2652	5901268 - Champion 2552CE
2690452 - Champion 2050CE	5900927 - Champion 2752 ANSI-EXP	5901269 - Champion 2550
2690483 - Champion 2044CE	5900947 - Champion 2752CE (3000Z)	
2690484 - Champion 2050CE	5900961 - Champion 2752	

Hydraulic Pump SERVICE PARTS - BDP/PG Series

NOTE: Unless noted otherwise,
use the standard hardware torque
specification chart.

276PMP0



The above parts group applies to the following Mfg. Nos.:

- | | | |
|---------------------------|-----------------------------------|---------------------------|
| 2690449 - Champion 2044 | 5900705 - Champion 2650 | 5901216 - Champion 2750 |
| 2690451 - Champion 2050 | 5900774 - Champion 2652 | 5901268 - Champion 2552CE |
| 2690452 - Champion 2050CE | 5900927 - Champion 2752 ANSI-EXP | 5901269 - Champion 2550 |
| 2690483 - Champion 2044CE | 5900947 - Champion 2752CE (3000Z) | |
| 2690484 - Champion 2050CE | 5900961 - Champion 2752 | |

Hydraulic Pump SERVICE PARTS - BDP/PG Series

REF NO	PART NO.	QTY.	DESCRIPTION
1	5023405SM	1	Housing Kit
2	5023406SM	1	End Cap Kit (W/ Poppets, Standard Charge) (Includes Ref. No. 66)
3	5023407SM	1	Straight Headless Pin
4	5023408SM	4	Hex Flange Bolt M8-1.25 X 60mm LG
5	5023409SM	1	Housing O-Ring
6	5023410SM	1	Charge Pump Kit (STD) (Includes Ref. Nos. 7 & 8)
7	--	1	* STD Gerotor Assy (11 cu. In/rev D-Drive)
8	--	1	* O-Ring
10	5023411SM	2	Socket Head Screw M6 x 1.0-20mm Lg (STD Charge)
15	5023412SM	1	Bypass Valve Kit (Blank)
18	5023413SM	1	Pump Shaft Kit (Blind 15mm Keyway W/ Std Charge) (Includes Ref. No. 19)
19	--	1	* Ball Bearing 17 x 40 x 12
20	5023414SM	1	Lip Seal 17 x 40 x 7 PTC
21	5023415SM	1	Spacer
22	5023416SM	1	Retaining Ring
25	5023417SM	1	Cylinder Block Kit
29	5023418SM	1	Block Spring
30	5023419SM	1	Block Thrust Washer
31	5023420SM	1	Valve Plate (Steel N-Tec:Black)
32	5023421SM	1	Swashplate
34	5023422SM	1	Ball Thrust Bearing
37	5023423SM	1	Trunnion Arm, Tapered Square
38	5023424SM	1	Slot Guide
42	5023425SM	2	Check Valve Kit (0.031"Orifice)
44	5023426SM	1	Charge Relief Valve Kit (1/4" Plastic Ball & Spring)
49	5023427SM	1	Trunnion Seal / Retainer Kit
56	5023428SM	1	Straight Thread Plug
66	--	1	* 5/16" SAE Plug
94	--	1	* Arm,Control
101	--	1	* Spacer RTN
104	--	2	* Washer .34 x .88 x .06
106	--	1	* Nut, Hex Lock 5/16-24 UNF
110	5023430SM	1	** Kit, RTN, STD
111	5023429SM	1	Overhaul Seal Kit (Not Shown)

Footnotes

** Includes Ref. Nos. 94, 98, 100, 101, 102, 103, 104, 104, 105, 106 & 107.

Note * Not a serviceable part.

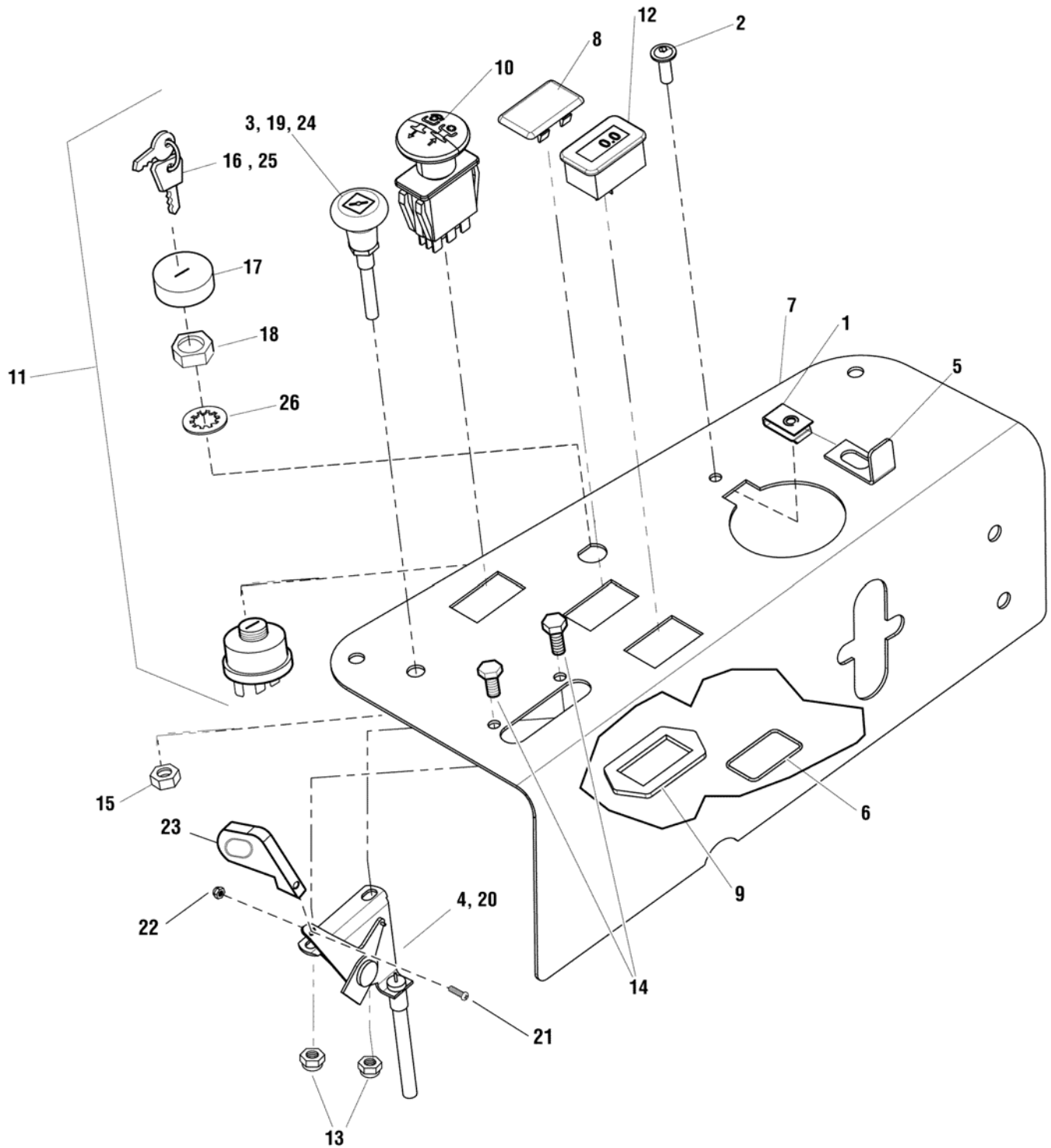
The above parts group applies to the following Mfg. Nos.:

2690449 - Champion 2044	5900705 - Champion 2650	5901216 - Champion 2750
2690451 - Champion 2050	5900774 - Champion 2652	5901268 - Champion 2552CE
2690452 - Champion 2050CE	5900927 - Champion 2752 ANSI-EXP	5901269 - Champion 2550
2690483 - Champion 2044CE	5900947 - Champion 2752CE (3000Z)	
2690484 - Champion 2050CE	5900961 - Champion 2752	

Control Group Panel

276INS0

NOTE: Unless noted otherwise,
use the standard hardware torque
specification chart.



The above parts group applies to the following Mfg. Nos.:

2690449 - Champion 2044

2690451 - Champion 2050

2690452 - Champion 2050CE

2690483 - Champion 2044CE

2690484 - Champion 2050CE

5900705 - Champion 2650

5900774 - Champion 2652

5900927 - Champion 2752 ANSI-EXP

5900947 - Champion 2752CE (3000Z)

5900961 - Champion 2752

5901216 - Champion 2750

5901268 - Champion 2552CE

5901269 - Champion 2550

Control Group Panel

REF NO	PART NO.	QTY.	DESCRIPTION
1	5022665SM	1	BODY CLIP, 1/4-20 X 1/2" DEEP
2	5025299X6SM	1	SCREW, 1/4-20 X 3/4" ALLEN BH
3	5100184SM	1	CABLE, CHOKE CONTROL, 43.5" (Briggs & Stratton Vanguard Models)
4	5100182SM	1	CABLE, THROTTLE CONTROL, 36" (Briggs & Stratton Models)
5	5049022ASM	1	BRACKET, LOCK
6	5022269SM	1	O-RING, 7/8" ID X 1/16" W
7	5400717ASM	1	PLATE, CONTROL PANEL
8	1709188SM	1	PLUG, .820X1.44 HOLE, BLACK PLASTIC
9	5022222SM	1	RING, SWITCH RETAINER
10	5022180SM	1	SWITCH, BLADE ENGAGEMENT
11	1737853SM	1	SWITCH, IGNITION, 6 POST
12a	--	1	* HOUR METER, ASSEMBLY (5409263) (S/N: 2015551938 & Above)
12b	5100978SM	1	METER-HOUR DIGITAL (S/N: 2015551937 & Below)
13	5025095SM	2	NUT, 1/4-20 HEX NYLON LOCK
14	5025010X6SM	2	BOLT, 1/4-20 X 3/4" GD5 YZ
15	5025035SM	1	NUT, 3/8-24 HEX
16	1737836SM	1	KEYS. BLISTER PK KIDS+MWRS DON'T MIX (Domestic Models)
17	1717550SM	1	COVER, SWITCH
18	1717549SM	1	NUT-HEX FLANGE 5/8-32 IGN SW DIE CAST
19	5100185SM	1	CABLE, CHOKE CONTROL, 30.5" (Kohler Models)
20	5100181SM	1	CABLE, THROTTLE CONTROL, 27.5" (Kohler Models)
21	5025270SM	1	SCREW, #10-24 X 1" RS
22	5025271SM	1	NUT, #10-24 HEX NYLON LOCK
23	1725337SM	1	KNOB, THROTTLE
24	5047779SM	1	CABLE, CHOKE CONTROL, 51" (Briggs & Stratton ELS Models)
25	1737837SM	1	KEYS, BLISTER PK KIDS+MWRS DON'T MIX (CE MODELS)
26	1960547SM	1	LOCKWASHER, INTERNAL TOOTH .625 THIN BLK

Footnotes

* When replacing this hour meter, please call our service department at 1-800-933-6175 ext. 709

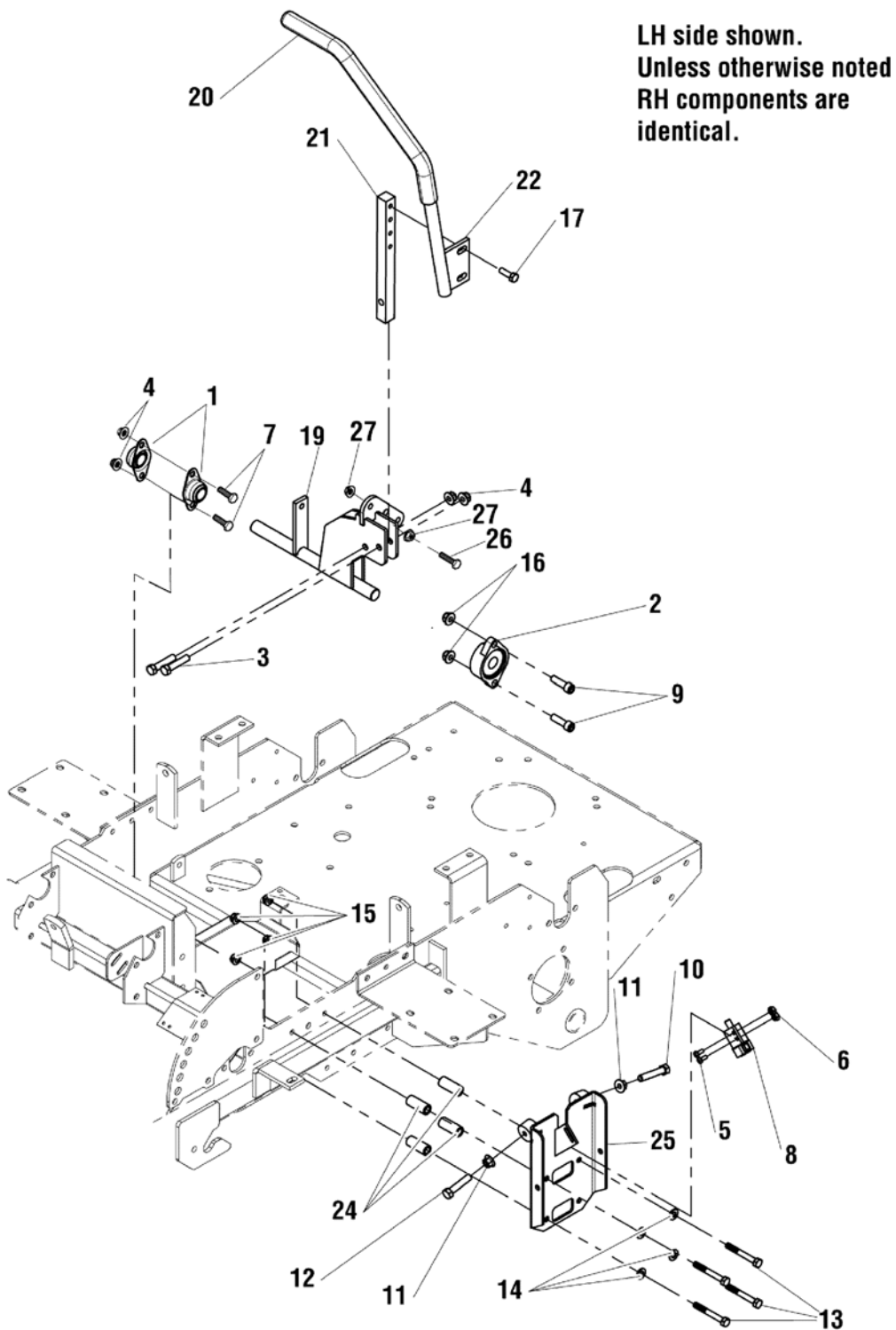
The above parts group applies to the following Mfg. Nos.:

2690449 - Champion 2044	5900705 - Champion 2650	5901216 - Champion 2750
2690451 - Champion 2050	5900774 - Champion 2652	5901268 - Champion 2552CE
2690452 - Champion 2050CE	5900927 - Champion 2752 ANSI-EXP	5901269 - Champion 2550
2690483 - Champion 2044CE	5900947 - Champion 2752CE (3000Z)	
2690484 - Champion 2050CE	5900961 - Champion 2752	

Control Group Upper

NOTE: Unless noted otherwise,
use the standard hardware torque
specification chart.

276MCG1



The above parts group applies to the following Mfg. Nos.:

2690449 - Champion 2044
2690451 - Champion 2050
2690452 - Champion 2050CE
2690483 - Champion 2044CE
2690484 - Champion 2050CE

5900705 - Champion 2650
5900774 - Champion 2652
5900927 - Champion 2752 ANSI-EXP
5900947 - Champion 2752CE (3000Z)
5900961 - Champion 2752

5901216 - Champion 2750
5901268 - Champion 2552CE
5901269 - Champion 2550

Control Group Upper

REF NO	PART NO.	QTY.	DESCRIPTION
1	5021098SM	2	BEARING, BRONZE FLANGE, 3/4
2	5021499SM	2	BEARING, FLANGE
3	5025013X14SM	4	BOLT, 3/8-16 X 1-3/4" GD5
4	5025394SM	8	NUT, 3/8-16 HEX NYLOCK FLANGE
5	5025179X4SM	4	SCREW, #10-24 X 1/2" ROUND PHILLIPS
6	5025029SM	4	NUT, #10-24 HEX
7	5025013X8SM	4	BOLT, 3/8-16 X 1" GD5 YZ
8	1717050SM	2	SWITCH, PLUNGER, N.O./N.C.
9	5025327SM	4	BOLT, 3/8-16 X 1-1/4 SHCS (SOCKET HEAD)
10	5025055X16SM	2	BOLT, 5/16-18 X 2" GD5 TFL
11	5025139SM	4	NUT, 5/16-18 HEX SERRATED FLANGE (LARGE)
12	5025055X14SM	2	BOLT, 5/16-18 X 1-3/4" GD5 TFL
13	5025011X20SM	8	BOLT, 5/16-18 X 2-1/2" GD5 YZ
14	5025155SM	8	WASHER, 5/16" SAE
15	5025392SM	8	NUT, 5/16-18 HEX NYLOCK FLANGE
16	5025096SM	4	NUT, 3/8-16 HEX NYLON LOCK
17	1930591SM	4	SCREW-HEX WZ LOCK FLNG 5/16-18X0.750BLK
18	5401020CSM	1	WELD, CONTROL SHAFT - RH - ORG (Not Shown)
19	5401017CSM	1	WELD, CONTROL SHAFT - LH - ORG
20	5022068SM	2	GRIP, FOAM, 3/4" ID, 16" LONG
21	5047004A	2	MOUNT, CONTROL ARM - BLK
22	5401096CSM	1	WELD, HANDLE MOTION CONTROL-LH
23	5401097CSM	1	WELD, HANDLE MOTION CONTROL-RH (Not Shown)
24	5048264SM	8	SPACER, .39 X .63 X 1.50
25	5048169CSM	2	WELD, PLATE, NEUTRAL
26	5023157SM	2	BOLT, 5/16-18 X 1 1/2" FLANGE
27	5025139SM	4	NUT, 5/16-18 HEX SERRATED FLANGE (LARGE)

Footnotes

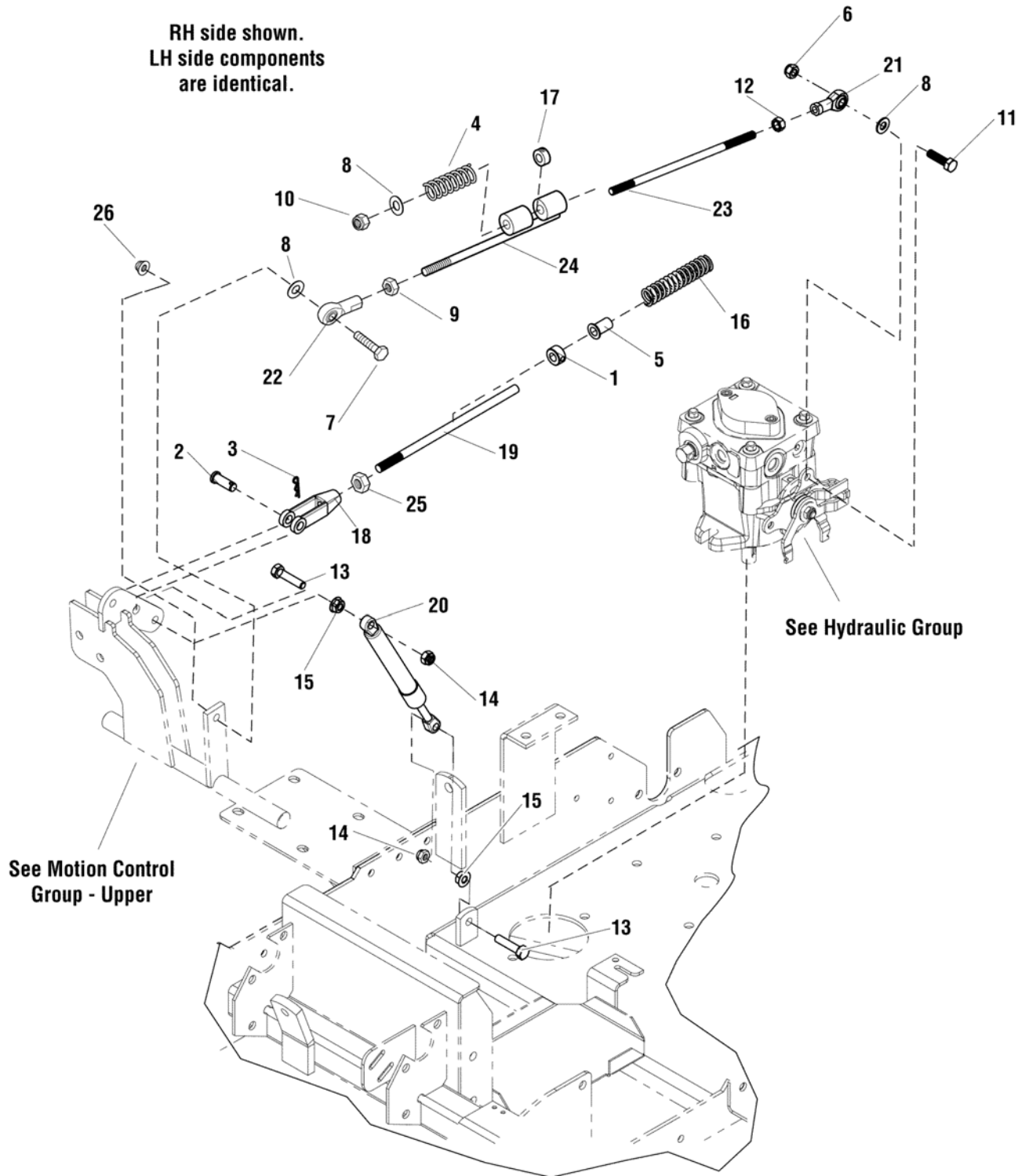
The above parts group applies to the following Mfg. Nos.:

2690449 - Champion 2044	5900705 - Champion 2650	5901216 - Champion 2750
2690451 - Champion 2050	5900774 - Champion 2652	5901268 - Champion 2552CE
2690452 - Champion 2050CE	5900927 - Champion 2752 ANSI-EXP	5901269 - Champion 2550
2690483 - Champion 2044CE	5900947 - Champion 2752CE (3000Z)	
2690484 - Champion 2050CE	5900961 - Champion 2752	

Control Group Lower

NOTE: Unless noted otherwise, use the standard hardware torque specification chart.

276MCG0



The above parts group applies to the following Mfg. Nos.:

- 2690449 - Champion 2044
- 2690451 - Champion 2050
- 2690452 - Champion 2050CE
- 2690483 - Champion 2044CE
- 2690484 - Champion 2050CE

- 5900705 - Champion 2650
- 5900774 - Champion 2652
- 5900927 - Champion 2752 ANSI-EXP
- 5900947 - Champion 2752CE (3000Z)
- 5900961 - Champion 2752

- 5901216 - Champion 2750
- 5901268 - Champion 2552CE
- 5901269 - Champion 2550

Control Group Lower

REF NO	PART NO.	QTY.	DESCRIPTION
1	5010546SM	2	COLLAR, 3/8" SET
2	5025214X9SM	2	PIN, CLEVIS, 3/8" X 1-1/8"
3	5025211SM	2	PIN, HAIR, .0585" X 1-1/8"
4	5023242SM	2	SPRING, CONTROL ROD
5	5023260SM	2	BUSHING, NYLON
6	5025057SM	2	NUT, 5/16-18 HEX NYLON LOCK
7	5025011X10SM	2	BOLT, 5/16-18 X 1-1/4" GD5 YZ
8	5025155SM	6	WASHER, 5/16" SAE
9	5025033SM	2	NUT, 5/16-24 HEX
10	5025045SM	2	NUT, 5/16-24 HEX NYLON LOCK
11	5025011X8SM	2	BOLT, 5/16-18 X 1" GD5 YZ
12	5023212SM	2	NUT, 5/16-24 HEX, LH
13	5025335SM	4	BOLT, M8-1.25 X 35MM, GD8.8
14	5025354SM	4	NUT, M8-1.25 NYLON LOCK, CZ
15	5025355SM	4	NUT, M8-1.25 SERR. FLANGE, CZ
16	5022645SM	2	SPRING, REVERSE RETURN
17	5020047SM	2	COLLAR, 5/16" SET
18	5021171SM	2	CLEVIS 3/8-24, PLASTIC
19	5049969SM	2	ROD, NEUTRAL CONTROL, 8
20	5100728SM	2	DAMPENER
21	5022628SM	2	BALL JOINT, 5/16-24, LH FEMALE
22	5021146SM	2	BALL JOINT, 5/16-24, FEMALE
23	5103673YP	2	ROD, 5/16 X 8.38, LH-RH, CZ
24	5048923SM	2	WELD, CONTROL ROD SLIDING
25	5025035SM	2	NUT, 3/8-24 HEX
26	5025392SM	2	NUT, 5/16-18 HEX NYLOCK FLANGE

Not for
Reproduction

Footnotes

The above parts group applies to the following Mfg. Nos.:

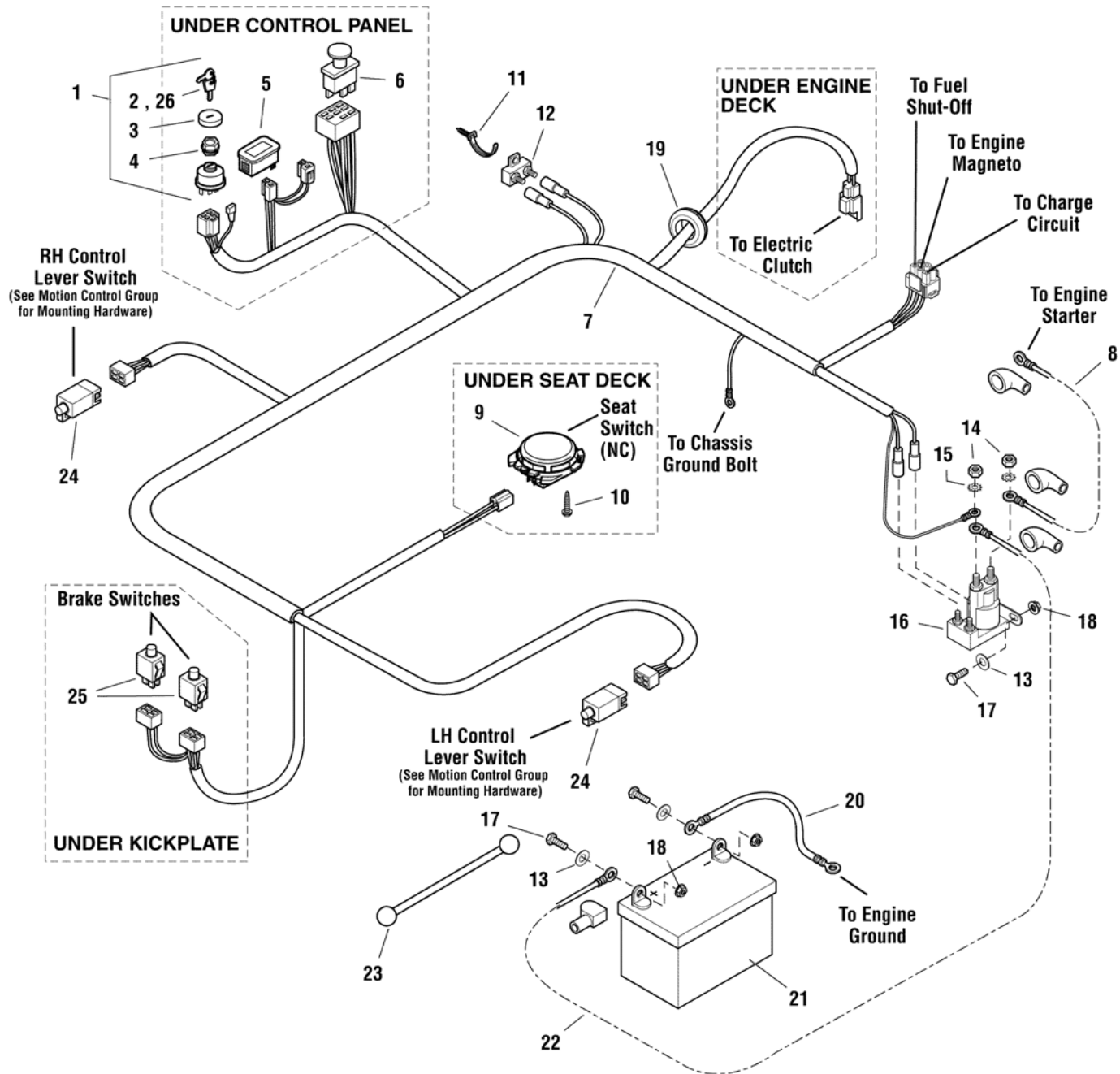
2690449 - Champion 2044	5900705 - Champion 2650	5901216 - Champion 2750
2690451 - Champion 2050	5900774 - Champion 2652	5901268 - Champion 2552CE
2690452 - Champion 2050CE	5900927 - Champion 2752 ANSI-EXP	5901269 - Champion 2550
2690483 - Champion 2044CE	5900947 - Champion 2752CE (3000Z)	
2690484 - Champion 2050CE	5900961 - Champion 2752	

Electrical Group

NOTE: Unless noted otherwise, use the standard hardware torque specification chart.

276EGS0

rev. 01



The above parts group applies to the following Mfg. Nos.:

- 2690449 - Champion 2044
- 2690451 - Champion 2050
- 2690452 - Champion 2050CE
- 2690483 - Champion 2044CE
- 2690484 - Champion 2050CE

- 5900705 - Champion 2650
- 5900774 - Champion 2652
- 5900927 - Champion 2752 ANSI-EXP
- 5900947 - Champion 2752CE (3000Z)
- 5900961 - Champion 2752

- 5901216 - Champion 2750
- 5901268 - Champion 2552CE
- 5901269 - Champion 2550

Electrical Group

REF NO	PART NO.	QTY.	DESCRIPTION
1	1737853SM	1	SWITCH ASMY-IGNITION INDAK NO KEYS
2	1737836SM	1	KEYS, BLISTER PK KIDS+MWRS DON'T MIX (Domestic Models)
3	1704346SM	1	COVER
4	5022791SM	1	PLASTIC NUT
5	1731184SM	1	HOUR METER, DIGITAL (Includes Retaining Ring)
6	1722887SM	1	SWITCH, PTO
7	5400371SM	1	WIRE HARNESS, SNAPPER Z
8	5023488SM	1	BATTERY CABLE, POSITIVE, 22"
9	1716368SM	1	SWITCH, SEAT, GRAY, NC (BOLT IN)
9	1716368SM	1	SWITCH, SEAT, GRAY, NC (TWIST IN)
10	1960536SM	2	BOLT, HEX WASHER HEAD PLASTITE, 1/4 X 1/2
11	5021199SM	1	CABLE TIE-PUSH MOUNT
12	5023222SM	1	CIRCUIT BREAKER, 20A
13	703332	4	WASHER, 1/4 SAE (5025154)
14	2820438SM	2	NUT, HEX JAM, 5/16-24
15	5023217SM	2	WASHER, LIGHT LOCK, 5/16
16	1686981SM	1	SOLENOID-4 POLE 12 VOLT DC (TROMBETTA)
17	5025010X6SM	4	BOLT, 1/4-20 X 3/4" GD5 YZ
18	5025126SM	4	NUT, 1/4-20 HEX SERR. FLANGE
19	5021379SM	1	GROMMET, 7/8
20	5021406SM	1	BATTERY CABLE, NEGATIVE, 22"
21	-	1	BATTERY, WET (BCIU1, 340 CCA)
22	5047136SM	1	BATTERY CABLE, POS, 15, 1/4-5/16
23	1722009SM	1	STRAP-BLACK RUBB
24	1717050SM	2	SWITCH, PLUNGER, N.O./N.C.
25	7022886YP	2	SWITCH, DP NO/NC SNAP-IN
26	1737837SM	1	KEYS, BLISTER PK KIDS+MWRS DON'T MIX, EXP, CE MODELS ONLY (CE Models)

Not for
Reproduction

Footnotes

The above parts group applies to the following Mfg. Nos.:

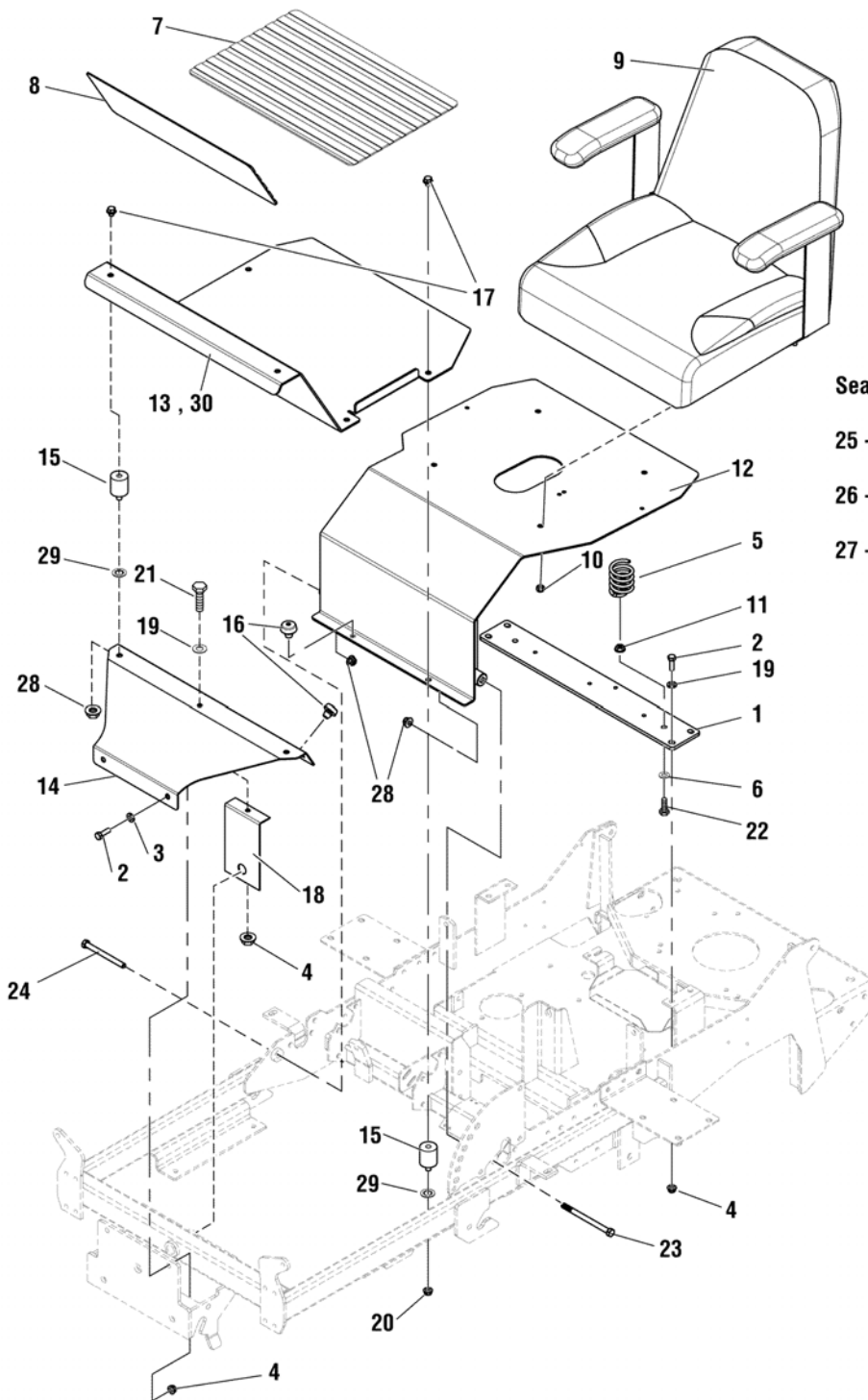
2690449 - Champion 2044	5900705 - Champion 2650	5901216 - Champion 2750
2690451 - Champion 2050	5900774 - Champion 2652	5901268 - Champion 2552CE
2690452 - Champion 2050CE	5900927 - Champion 2752 ANSI-EXP	5901269 - Champion 2550
2690483 - Champion 2044CE	5900947 - Champion 2752CE (3000Z)	
2690484 - Champion 2050CE	5900961 - Champion 2752	

Seat & Kickplate Group - B&S Professional Series

276skp1

NOTE: Unless noted otherwise,
use the standard hardware torque
specification chart.

5301138



Seat Replacement Parts

- 25 - "Arm Rest (Set of Two)"
- 26 - "Spring, Seat Adjustment"
- 27 - "Kit, Seat Rails, Complete"

The above parts group applies to the following Mfg. Nos.:

- | | |
|-----------------------------------|-----------------------------------|
| 5900705 - Champion 2650 | 5901216 - Champion 2750 |
| 5900774 - Champion 2652 | 5901268 - Champion 2552CE (3000Z) |
| 5900927 - Champion 2752 ANSI-EXP | 5901269 - Champion 2550 |
| 5900947 - Champion 2752CE (3000Z) | |
| 5900961 - Champion 2752 | |

Seat & Kickplate Group - B&S Professional Series

REF NO	PART NO.	QTY.	DESCRIPTION
1	5400361CSM	1	MOUNT, OIL FILTER - ORG
2	5025011X8SM	6	BOLT, 5/16-18 X 1 GD5 YZ
3	5025292SM	2	WASHER, 5/16 GD.9 FLAT
4	5025392SM	7	NUT, 5/16-18 HEX NYLOCK FLANGE
5	7078299SM	2	SPRING, SEAT SUPPORT
6	5025156SM	2	WASHER, 3/8 SAE
7	5100999SM	1	SAFETY WALK, FLOOR PLATE, 17.13 X 11.50
8	5101007SM	1	SAFETY WALK, FLOOR REST, 17.13 X 6.00
9	5061599SM	1	SEAT, XB-180, NO LOGO, BLACK
10	5025057SM	4	NUT, 5/16-18 HEX NYLON LOCK
11	5025394SM	2	NUT, 3/8-16 HEX NYLOCK FLANGE
12	5403488CSM	1	WELD, SEAT PLATE - ORG
13	5403442CSM	1	PLATE, FLOOR, CONSUMER Z - ORG (50" Models Only)
14	5403044CSM	1	PLATE, FLOOR, FRONT, CONS Z
15	35097SM	6	MNT, VBRTN, 30 DURO
16	197546SM	4	MNT, VBRTN, RBBR
17	5025481SM	6	BOLT, 3/8-16 X 5/8, SERRATED UNDER HEAD
18	5403372CSM	1	PLATE, SUPPORT, FRONT FLOOR
19	5025155SM	5	WASHER, 5/16 SAE
20	5025128SM	4	NUT, 3/8-16 HEX SERRATED FLANGE
21	5025011X6SM	1	BOLT, 5/16-18 X 3/4 GD5
22	5025013X8SM	2	BOLT, 3/8-16 X 1 GD5 YZ
23	5025013X40SM	1	BOLT, 3/8-16 X 5" GD5 YZ
24	5025013X32SM	1	BOLT, 3/8-16 X 4 GD5 YZ
25	1686907SM	1	ARM REST, SET OF TWO (SV)
26	5100652SM	1	SPRING, EXTENSION, SEAT ADJUSTMENT (BLK OR SLVR) (SV)(Not an illustrated part.) (3-1/2" Total unstretched length)
27	5061599X1SM	1	KIT, SEAT RAILS. COMPLETE (SV)
28	5025394SM	2	NUT, 3/8-16 HEX NYLOCK FLANGE
29	5025480SM	6	WASHER, 3/8" ID, INTERNAL TOOTH
30	5407799CSM	1	PLATE, FLOOR, CONSUMER Z - ORG (52" Models Only)

Footnotes

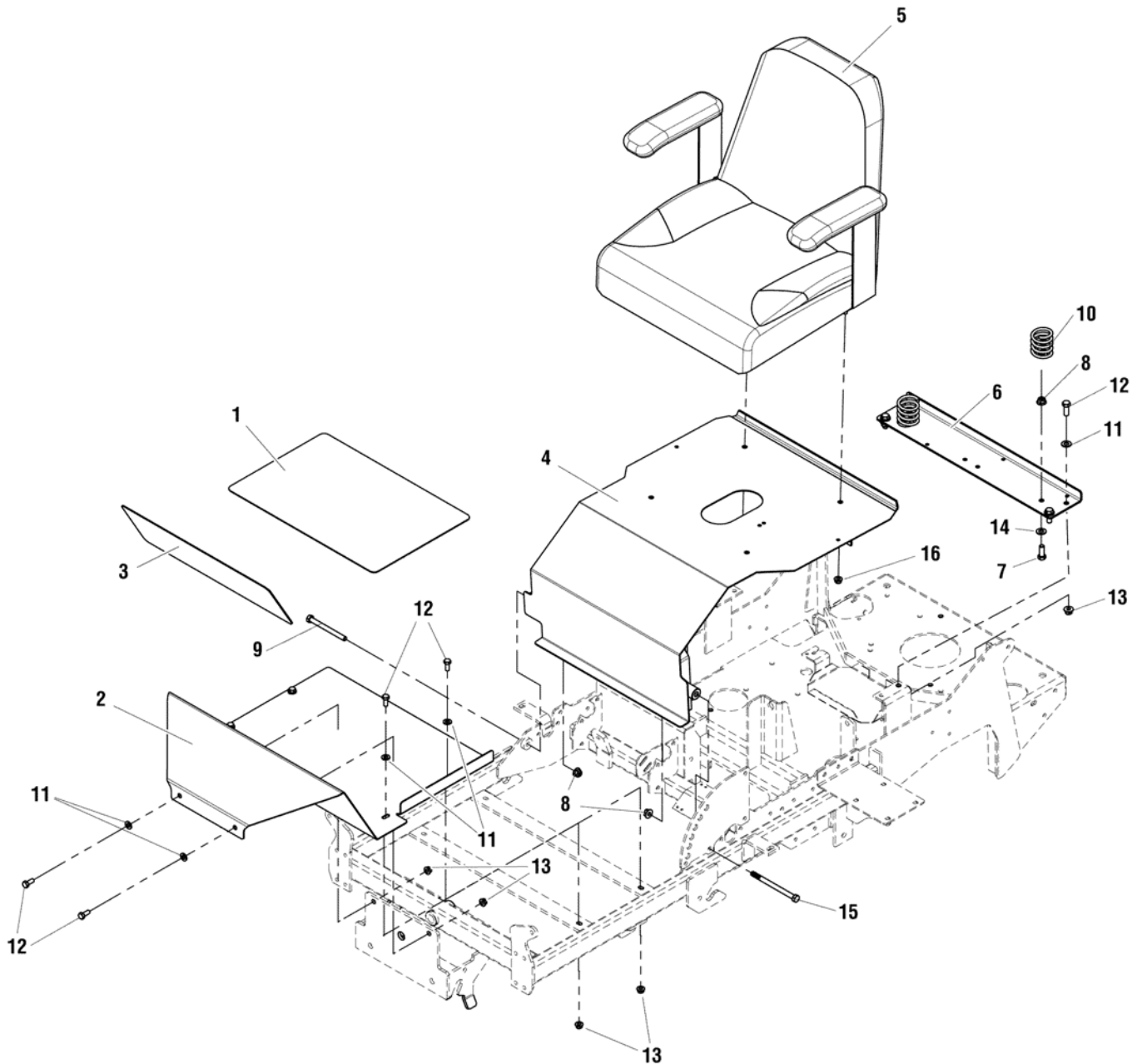
The above parts group applies to the following Mfg. Nos.:

5900705 - Champion 2650	5901216 - Champion 2750
5900774 - Champion 2652	5901268 - Champion 2552CE (3000Z)
5900927 - Champion 2752 ANSI-EXP	5901269 - Champion 2550
5900947 - Champion 2752CE (3000Z)	
5900961 - Champion 2752	

Seat & Kickplate Group - Kohler & B&S Vanguard

276SKP0

NOTE: Unless noted otherwise,
use the standard hardware torque
specification chart.



The above parts group applies to the following Mfg. Nos.:

- 2690449 - Champion 2044
- 2690451 - Champion 2050
- 2690452 - Champion 2050CE
- 2690483 - Champion 2044CE
- 2690484 - Champion 2050CE

Seat & Kickplate Group - Kohler & B&S Vanguard

REF NO	PART NO.	QTY.	DESCRIPTION
1	5049978SM	1	SAFETY WALK, 11.50 X 17.38
2	5401027CSM	1	PLATE, FLOOR DETAIL
3	5049979SM	1	SAFETY WALK, 17.38 X 6.00
4	5400528CSM	1	WELD, SEAT PLATE - ORG
5	5061599SM	1	SEAT, XB-180, NO LOGO, BLACK
6	5400361CSM	1	MOUNT, OIL FILTER - ORG
7	5025013X8SM	2	BOLT, 3/8-16 X 1" GD5 YZ
8	5025394SM	4	NUT, 3/8-16 HEX NYLOCK FLANGE
9	5025013X32SM	1	BOLT, 3/8-16 X 4" GD5 YZ
10	7078299SM	2	SPRING, SEAT SUPPORT
11	5025292SM	10	WASHER, 5/16" GD.9 FLAT
12	5025011X8SM	10	BOLT, 5/16-18 X 1" GD5 YZ
13	5025392SM	10	NUT, 5/16-18 HEX NYLOCK FLANGE
14	5025156SM	2	WASHER, 3/8" SAE
15	5025013X40SM	1	BOLT, 3/8-16 X 5" GD5 YZ
16	5025057SM	4	NUT, 5/16-18 HEX NYLON LOCK
17	5100652SM	1	SPRING, EXTENSION, SEAT ADJUSTMENT (BLK OR SLVR) (SV)(Not an illustrated part.) (3-1/2" Total unstretched length)

Not for
Reproduction

Footnotes

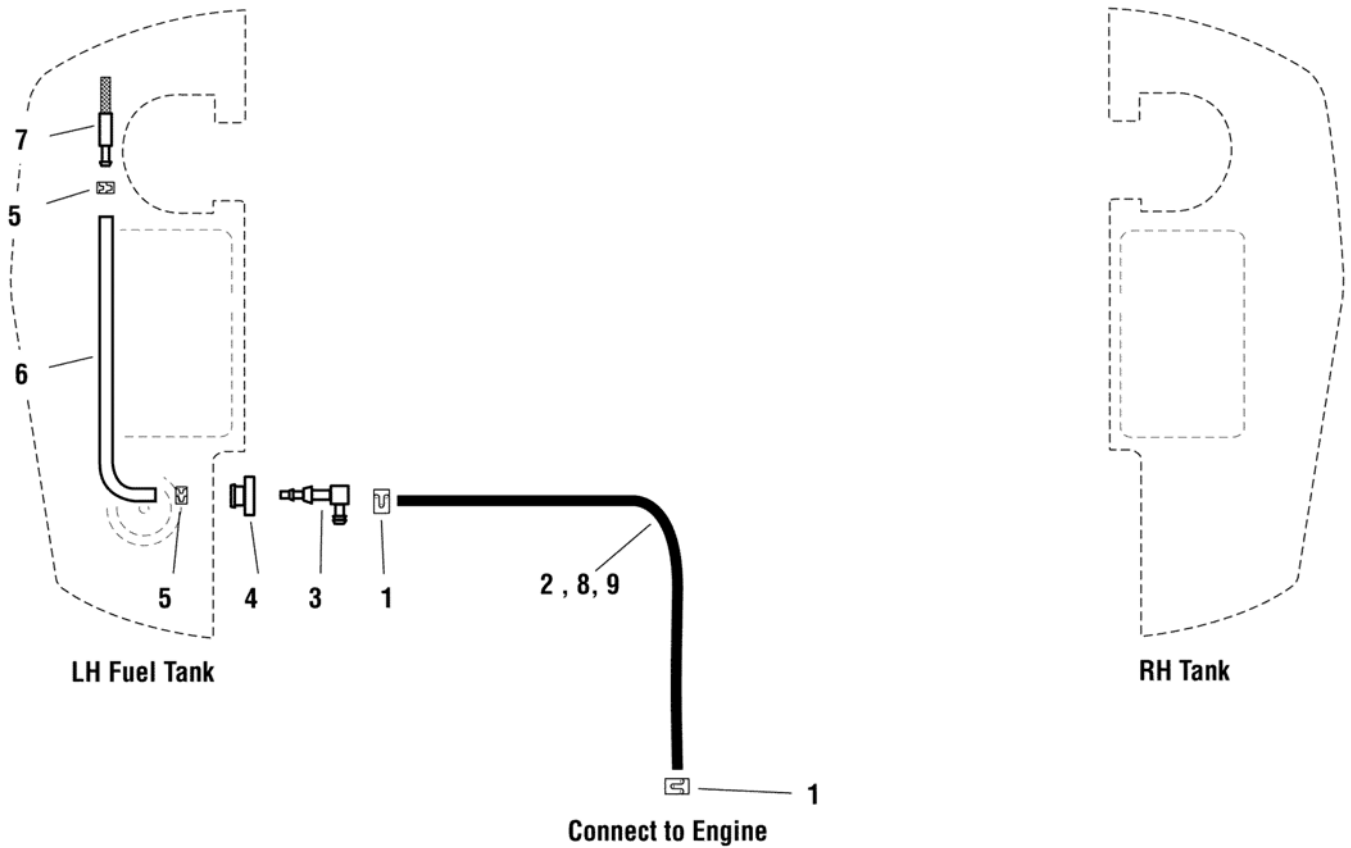
The above parts group applies to the following Mfg. Nos.:

2690449 - Champion 2044
2690451 - Champion 2050
2690452 - Champion 2050CE
2690483 - Champion 2044CE
2690484 - Champion 2050CE

Fuel Supply Hose & Tank Replacement Parts Group

276FSG0

NOTE: Unless noted otherwise, use the standard hardware torque specification chart.



The above parts group applies to the following Mfg. Nos.:

2690449 - Champion 2044
 2690451 - Champion 2050
 2690452 - Champion 2050CE
 2690483 - Champion 2044CE
 2690484 - Champion 2050CE

5900705 - Champion 2650
 5900774 - Champion 2652
 5900927 - Champion 2752 ANSI-EXP
 5900947 - Champion 2752CE (3000Z)
 5900961 - Champion 2752

5901216 - Champion 2750
 5901268 - Champion 2552CE
 5901269 - Champion 2550

Fuel Supply Hose & Tank Replacement Parts Group

REF NO	PART NO.	QTY.	DESCRIPTION
1	5020835SM	2	CLAMP, HOSE, EXTERNAL, 1/2 - RED
2	5050831X22SM	1	HOSE, 1/4" FUEL, 22.00" (Kohler / Briggs & Stratton Vanguard)
3	5023061SM	1	ELBOW FITTING
4	1654930SM	1	GROMMET
5	5020835SM	2	HOSE CLAMP
6	5050925X26SM	1	HOSE, 26"
7	5023067SM	1	SCREEN FITTING
8	5050831X31SM	1	HOSE, 1/4" FUEL, 31.00 (Briggs & Stratton ELS)
9	5050831X25	1	HOSE, 1/4" FUEL, 25.00" (Briggs & Stratton ELS)

Not for
Reproduction

Footnotes

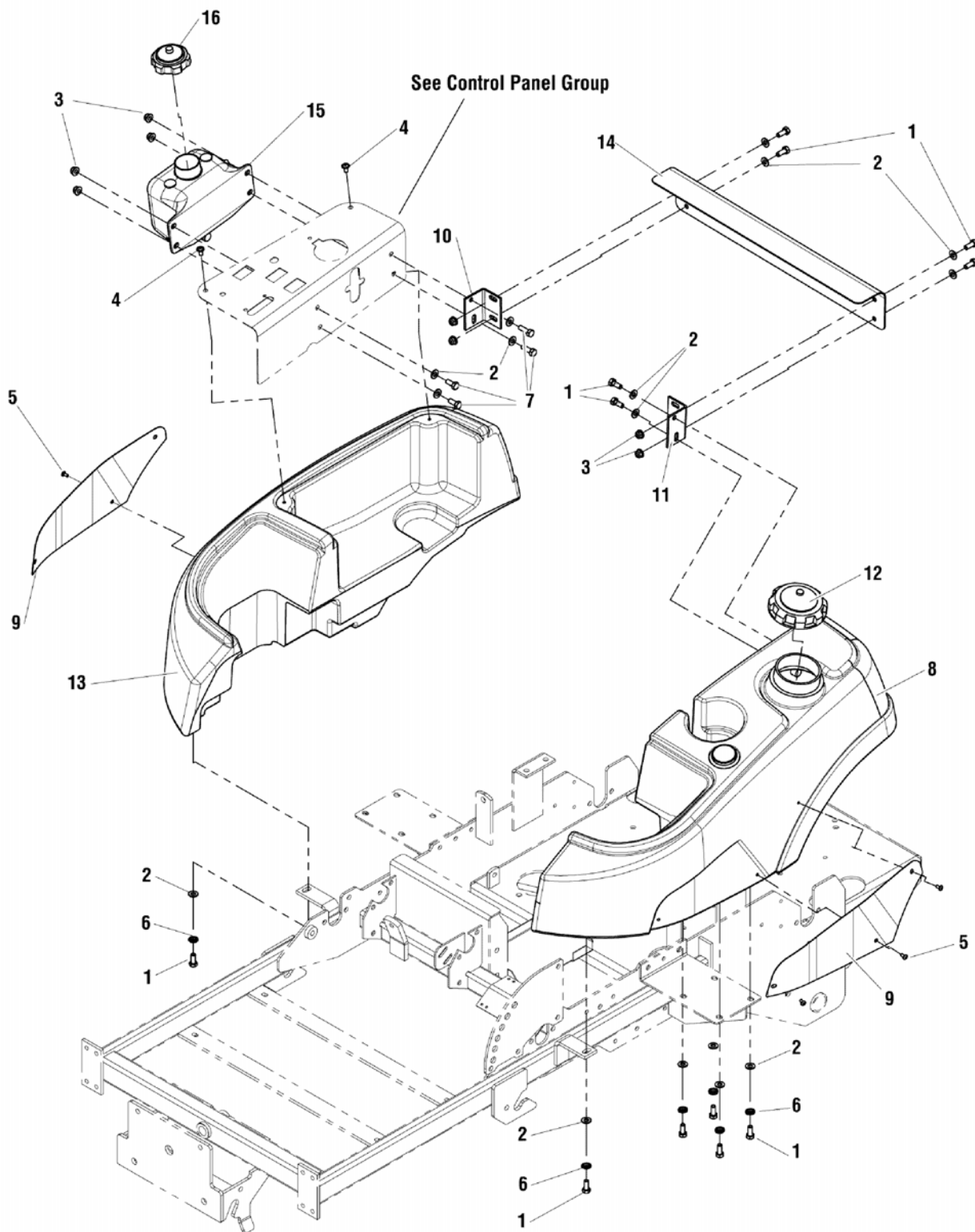
The above parts group applies to the following Mfg. Nos.:

2690449 - Champion 2044	5900705 - Champion 2650	5901216 - Champion 2750
2690451 - Champion 2050	5900774 - Champion 2652	5901268 - Champion 2552CE
2690452 - Champion 2050CE	5900927 - Champion 2752 ANSI-EXP	5901269 - Champion 2550
2690483 - Champion 2044CE	5900947 - Champion 2752CE (3000Z)	
2690484 - Champion 2050CE	5900961 - Champion 2752	

Fuel Tank Group

NOTE: Unless noted otherwise, use the standard hardware torque specification chart.

276TNK0



The above parts group applies to the following Mfg. Nos.:

- 2690449 - Champion 2044
- 2690451 - Champion 2050
- 2690452 - Champion 2050CE
- 2690483 - Champion 2044CE
- 2690484 - Champion 2050CE

- 5900705 - Champion 2650
- 5900774 - Champion 2652
- 5900927 - Champion 2752 ANSI-EXP
- 5900947 - Champion 2752CE (3000Z)
- 5900961 - Champion 2752

- 5901216 - Champion 2750
- 5901268 - Champion 2552CE
- 5901269 - Champion 2550

Fuel Tank Group

REF NO	PART NO.	QTY.	DESCRIPTION
1	5025011X6SM	16	BOLT, 5/16-18 X 3/4" GD5
2	5025155SM	20	WASHER, 5/16" SAE
3	5025392SM	8	NUT, 5/16-18 HEX NYLOCK FLANGE
4	5025299X4SM	2	SCREW, 1/4-20 X 1/2" ALLEN BH
5	5025386SM	6	SCREW, #10-24 X 3/8" ALLEN BHBZ
6	5025170SM	10	WASHER, 5/16" LOCK
7	5025011X8SM	4	BOLT, 5/16-18 X 1" GD5 YZ
8a	5103167SM	1	TANK,FUEL,LH (S/N: 2014923026 & ABOVE)
8b	5102544SM	1	TANK,FUEL,LH (S/N: 2014648789 - 2014923026)
8c	5101181SM	1	TANK,FUEL,LH (S/N: 2000870129 - 2014648788)
8d	5048751SM	1	TANK,FUEL,LH (S/N: 2000870128 & BELOW)
9	5048909CSM	2	PLATE,FUEL TANK BADGE
10	5048763CSM	1	BRACKET, REAR SUPPORT - RH
11	5400836CSM	1	BRACKET, REAR SUPPORT - LH - ORG
12a	5103005	1	FUEL CAP, 3-1/2", MANAGED VENT OUT, 12" (S/N: 2014923026 & ABOVE)
12b	5022158SM	1	CAP, FUEL TANK, 3-1/2" NECK (S/N: 2014923025 & BELOW)
13	5048752SM	1	TANK,FUEL,RH
14	5400919CSM	1	PLATE, SUPPORT, REAR TANK
15	5023345SM	1	TANK, 2 QT HYDRAULIC
16	5023191SM	1	CAP, HYDRAULIC RESERVOIR
17	5023197SM	1	FUEL GAUGE (NOT SHOWN)
18	5022917X1SM	1	GROMMET (NOT SHOWN)

Not for
Reproduction

Footnotes

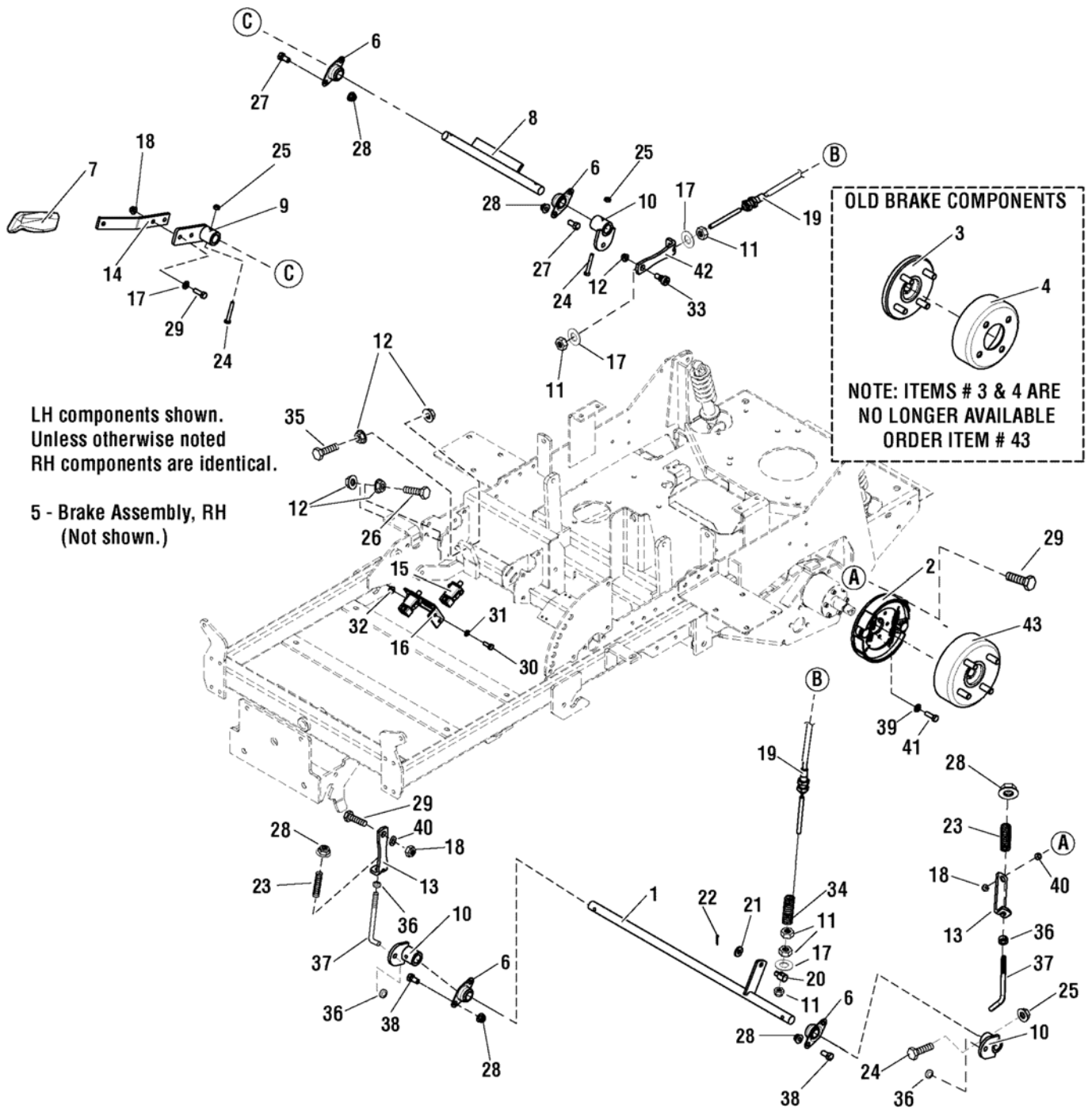
The above parts group applies to the following Mfg. Nos.:

2690449 - Champion 2044	5900705 - Champion 2650	5901216 - Champion 2750
2690451 - Champion 2050	5900774 - Champion 2652	5901268 - Champion 2552CE
2690452 - Champion 2050CE	5900927 - Champion 2752 ANSI-EXP	5901269 - Champion 2550
2690483 - Champion 2044CE	5900947 - Champion 2752CE (3000Z)	
2690484 - Champion 2050CE	5900961 - Champion 2752	

Brake Group

NOTE: Unless noted otherwise, use the standard hardware torque specification chart.

276PBR0



LH components shown. Unless otherwise noted RH components are identical.

5 - Brake Assembly, RH (Not shown.)

The above parts group applies to the following Mfg. Nos.:

- 2690449 - Champion 2044
- 2690451 - Champion 2050
- 2690452 - Champion 2050CE
- 2690483 - Champion 2044CE
- 2690484 - Champion 2050CE

- 5900705 - Champion 2650
- 5900774 - Champion 2652
- 5900927 - Champion 2752 ANSI-EXP
- 5900947 - Champion 2752CE (3000Z)
- 5900961 - Champion 2752

- 5901216 - Champion 2750
- 5901268 - Champion 2552CE
- 5901269 - Champion 2550

Brake Group

REF NO	PART NO.	QTY.	DESCRIPTION
1	5401014CSM	1	WELD, SHAFT, REAR BRAKE
2	5102904SM	1	BRAKE SHOE ASM, LH, KNOTT
3	5023309SM	2	HUB W/ STUDS, 1" TAPER (Replaced by Ref. No 43)
4	5102903SM	2	BRAKE DRUM, 4 BOLT, KNOTT (Replaced by Ref. No 43)
5	5102905SM	1	BRAKE SHOE ASM, RH, KNOTT (Not Shown)
6	5021098SM	4	BEARING, BRONZE FLANGE, 3/4
7	5100171SM	1	GRIP, BLACK FLEXIBLE
8	5048163CSM	1	WELD,SHAFT,BRAKE LEVER
9	5048401CSM	1	WELD,MOUNT,BRAKE LEVER - ORG
10	5045618CSM	3	PIVOT, LINKAGE MOUNT WELDMENT
11	5025033SM	5	NUT, 5/16-24 HEX
12	5025128SM	5	NUT, 3/8-16 HEX SERRATED FLANGE
13	5401172CSM	2	LINK, BRAKE LOCK - ORG
14	5045619CSM	1	HANDLE, BRAKE LEVER - ORG
15	7022886YP	2	SWITCH, DP NO/NC SNAP-IN
16	5045621CSM	1	BRACKET, SWITCH MOUNT
17	5025155SM	5	WASHER, 5/16" SAE
18	5025392SM	4	NUT, 5/16-18 HEX NYLOCK FLANGE
19	5023324SM	1	* CABLE, PARKING BRAKE
20	5045947SM	1	ADJUSTER, BRAKE LINKAGE
21	5025337SM	1	WASHER, 5/16 USS
22	5025201X6SM	1	PIN, COTTER, 3/32" X 3/4
23	5022361SM	2	SPRING, BRAKE
24	5025010X12SM	4	BOLT, 1/4-20 X 1-1/2", GD5
25	5025287SM	4	NUT, 1/4-20 HEX SIDE LOCK
26	5025013X14SM	1	BOLT, 3/8-16 X 1-3/4" GD5
27	5025013X6SM	4	BOLT, 3/8-16 X 3/4" GD5 YZ
28	5025394SM	10	NUT, 3/8-16 HEX NYLOCK FLANGE
29	5025011X8SM	4	BOLT, 5/16-18 X 1" GD5 YZ
30	5025010X5SM	2	BOLT, 1/4-20 X 5/8" GD5 YZ
31	703332	2	WASHER, 1/4 SAE (5025154)
32	5025126SM	2	NUT, 1/4-20 HEX SERR. FLANGE
33	5025356SM	1	BOLT, 3/8-16 X 3/8", 1/2" SHOULDER
34	5021494SM	1	SPRING, COMPRESSION, 5-1/2
35	5025058X16SM	1	BOLT, 3/8-16 X 2" GD5 TFL CZ
36	5010546SM	4	COLLAR, 3/8" SET
37	5047091SM	2	ROD, BRAKE ADJUSTMENT
38	5025013X8SM	4	BOLT, 3/8-16 X 1" GD5 YZ
39	5025169SM	12	WASHER, 1/4" LOCK
40	5041930SM	2	SPACER, .38 X .50 X.27
41	5023215SM	12	CAPSCREW,HEX HEAD M6-1.0X 14MM
42	5045633CSM	1	LINK, BRAKE LOCK
43	5023094SM	2	BRAKE DRUM, 4-BOLT (Replaces Ref. Nos. 3 & 4)

Footnotes

* Parking brake cable is routed through hole in Engine Deck.

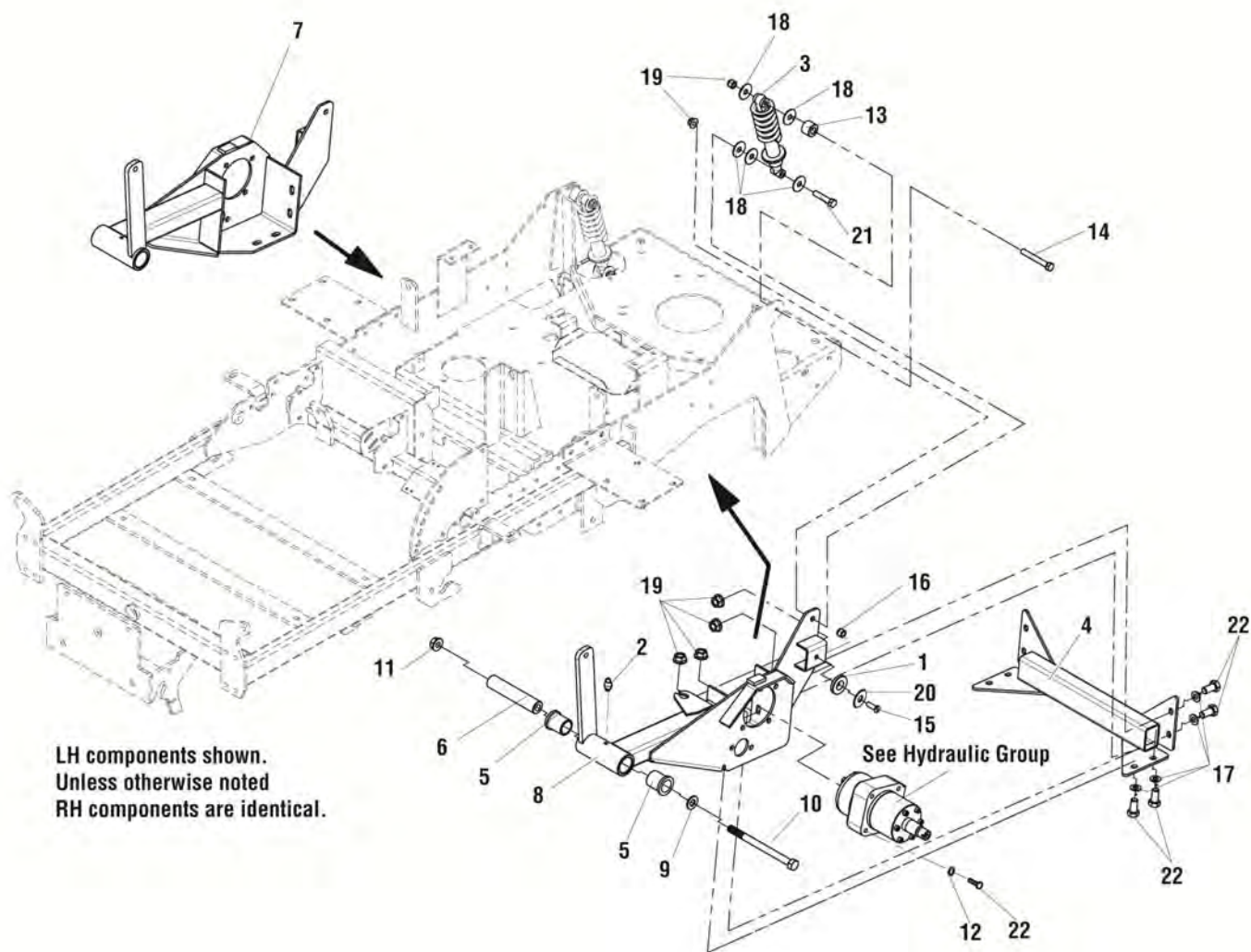
The above parts group applies to the following Mfg. Nos.:

2690449 - Champion 2044	5900705 - Champion 2650	5901216 - Champion 2750
2690451 - Champion 2050	5900774 - Champion 2652	5901268 - Champion 2552CE
2690452 - Champion 2050CE	5900927 - Champion 2752 ANSI-EXP	5901269 - Champion 2550
2690483 - Champion 2044CE	5900947 - Champion 2752CE (3000Z)	
2690484 - Champion 2050CE	5900961 - Champion 2752	

Rear Suspension Group

NOTE: Unless noted otherwise,
use the standard hardware torque
specification chart.

276SUS0



The above parts group applies to the following Mfg. Nos.:

2690449 - Champion 2044
2690451 - Champion 2050
2690452 - Champion 2050CE
2690483 - Champion 2044CE
2690484 - Champion 2050CE

5900705 - Champion 2650
5900774 - Champion 2652
5900927 - Champion 2752 ANSI-EXP
5900947 - Champion 2752CE (3000Z)
5900961 - Champion 2752

5901216 - Champion 2750
5901268 - Champion 2552CE
5901269 - Champion 2550

Rear Suspension Group

REF NO	PART NO.	QTY.	DESCRIPTION
1	5102701	2	SPACER, .34 X 1.54 X .25 UHMW
2	5020095SM	2	GREASE FITTING, 1/4-28 STRAIGHT
3	5023483SM	2	SHOCK
4	5401012CSM	1	WELD, TIE BAR, ORANGE
5	5021541SM	4	BUSHING, FLANGE
6	5100194SM	2	SPACER, .52 X 1.00 X 5.00
7	5400973CSM	1	WELD, TRAILING ARM, RH, ORANGE
8	5400972CSM	1	WELD, TRAILING ARM, LH, ORANGE
9	5025158SM	2	WASHER, 1/2" SAE
10	5025488X52	2	BOLT, 1/2-13 X 6-1/2 GD8, YZ
11	5025396SM	2	NUT, 1/2-13 HEX NYLOCK FLANGE
12	5025171SM	8	WASHER, 3/8" SPLIT LOCK
13	5100334SM	2	SPACER, .39 X 1.00X .63
14	5025013X20SM	2	BOLT, 3/8-16 X 2-1/2" GD5 YZ
15	5025594YP	2	SCREW, 5/16-18 X 1, PHILLIPS HD, BZ
16	5025392SM	2	NUT, 5/16-18 HEX NYLOCK FLANGE
17	5025293	8	WASHER, 3/8" GD.9 FLAT
18	5025165SM	10	WASHER, 3/8" FENDER
19	5025394SM	12	NUT, 3/8-16 HEX NYLOCK FLANGE
20	5025305SM	2	WASHER, .41 X 1.75 X .14
21	5025013X14SM	2	BOLT, 3/8-16 X 1-3/4" GD5
22	5025013X8SM	16	BOLT, 3/8-16 X 1" GD5 YZ

Not for
Reproduction

Footnotes

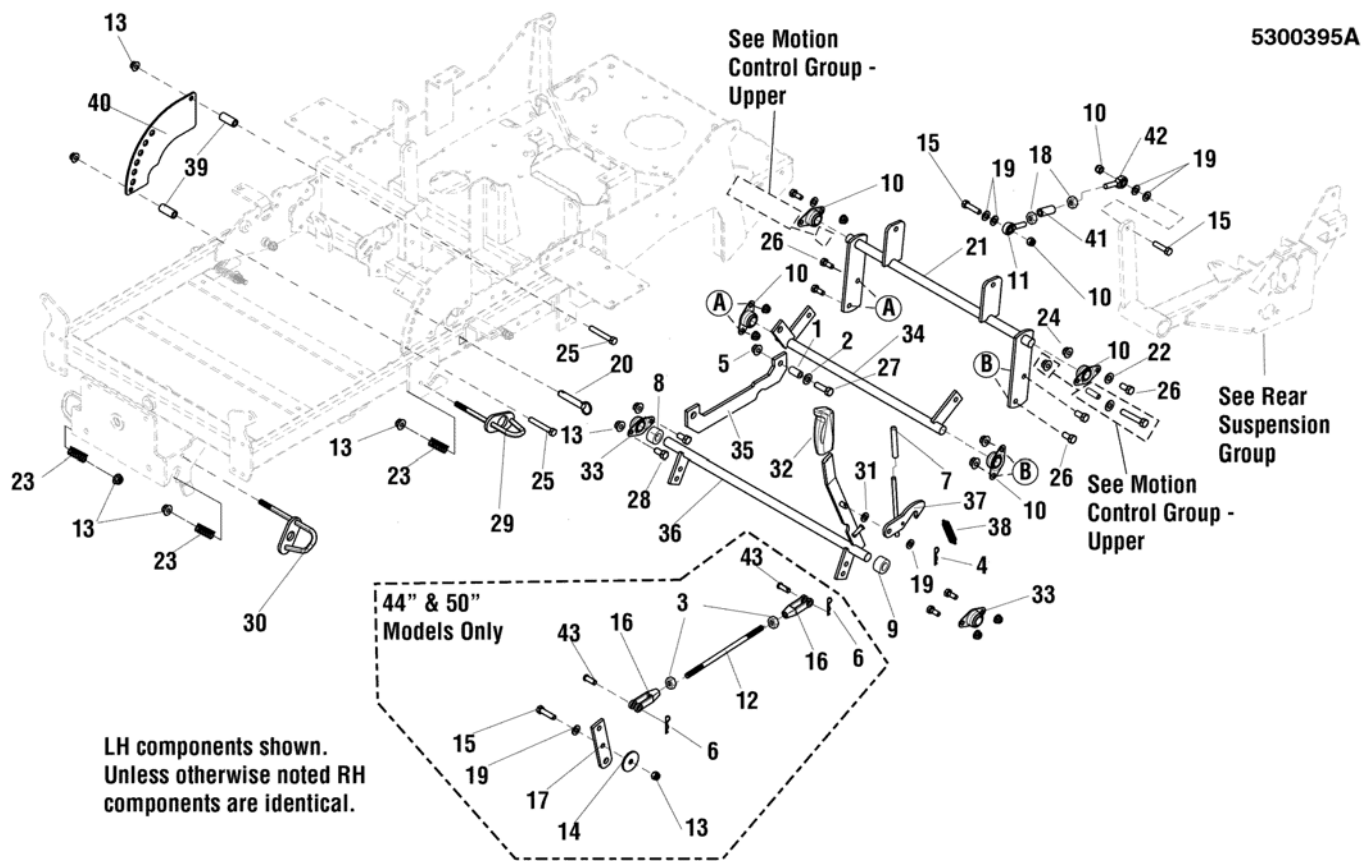
The above parts group applies to the following Mfg. Nos.:

2690449 - Champion 2044	5900705 - Champion 2650	5901216 - Champion 2750
2690451 - Champion 2050	5900774 - Champion 2652	5901268 - Champion 2552CE
2690452 - Champion 2050CE	5900927 - Champion 2752 ANSI-EXP	5901269 - Champion 2550
2690483 - Champion 2044CE	5900947 - Champion 2752CE (3000Z)	
2690484 - Champion 2050CE	5900961 - Champion 2752	

Lift Group

NOTE: Unless noted otherwise, use the standard hardware torque specification chart.

5300395A



The above parts group applies to the following Mfg. Nos.:

- 2690449 - Champion 2044
- 2690451 - Champion 2050
- 2690452 - Champion 2050CE
- 2690483 - Champion 2044CE
- 2690484 - Champion 2050CE

- 5900705 - Champion 2650
- 5900774 - Champion 2652
- 5900927 - Champion 2752 ANSI-EXP
- 5900947 - Champion 2752CE (3000Z)
- 5900961 - Champion 2752

- 5901216 - Champion 2750
- 5901268 - Champion 2552CE
- 5901269 - Champion 2550

Lift Group

REF NO	PART NO.	QTY.	DESCRIPTION
1	5101448	2	SPACER, .38 X .50 X .38, CZ
2	5025156	2	WASHER, 3/8 SAE
3	5025035	2	NUT, 3/8-24 HEX (44" & 50" Models Only)
4	5025203X6	1	PIN, COTTER, 1/8 X 3/4
5	5025394	2	NUT, 3/8-16 HEX NYLOCK FLANGE
6	5025201X6	2	PIN, COTTER, 3/32 X 3/4 (44" & 50" Models Only)
7	5023198	1	COVER, VINYL HANDLE
8	5048335	1	SPACER, .76 X 1.00 X 1.00
9	5046092	1	SPACER, .76 X 1.00 X .50, CZ
10	5100561	4	BEARING, BRONZE FLANGE, 3/4"
11	5043500	2	BALL JOINT
12	5048707	1	ROD, LEVER CONNECTING, CZ (44" & 50" Models Only)
13	5025394	15	NUT, 3/8-16 HEX NYLOCK FLANGE
14	5025305	4	WASHER, .41 X 1.75 X .14
15	5025013X12	3	BOLT, 3/8-16 X 1-1/2 GD5 YZ
16	5021171	2	CLEVIS 3/8-24, PLASTIC (44" & 50" Models Only)
17	5049482C	1	LINK, ROLLER REVERSE (44" & 50" Models Only)
18	5025309	4	NUT, 3/8-24 HEX JAM
19	5025156	9	WASHER, 3/8 SAE
20	5100179	1	HITCH PIN ASSEMBLY, 1/2" X 2.50"
21	5401052C	1	WELD, COMPENSATOR ASSM. - ORG
22	5025155	6	WASHER, 5/16 SAE
23	5021102	4	SPRING-COMP, .594ID X 2.68LG X .080WR
24	5025392	10	NUT, 5/16-18 HEX NYLOCK FLANGE
25	5025013X18	2	BOLT, 3/8-16 X 2-1/4 GD5 YZ
26	5025011X6	8	BOLT, 5/16-18 X 3/4 GD5
27	5025013X10	2	BOLT, 3/8-16 X 1-1/4 GD5
28	5025013X6	4	BOLT, 3/8-16 X 3/4 GD5 YZ
29	5400839C	2	WELD, QUICK RELEASE HANDLE, REAR - ORG.
30	5400401C	2	WELD, QUICK RELEASE HANDLE - ORG
31	5023202	1	WASHER, WAVE, M10
32	5100171	1	GRIP, BLACK FLEXIBLE
33	5021098	2	BEARING, BRONZE FLANGE, 3/4
34	5401031C	1	WELD, DECK LIFT HANGER REAR - ORG
35	5401054C	1	LINK, DECK LIFT - ORG
36	5401055C	1	WELD, DECK HEIGHT SHAFT - ORANGE
37	5048884C	1	WELD, DECK LOCK
38	5020639	1	SPRING-EXT, .500 OD X 3.50 LG X .058 WR
39	5048264	2	SPACER, .39 X .63 X 1.50, CZ
40	5400370C	1	PLATE, DECK HEIGHT- INNER -ORG
41	5100323	2	SLEEVE, .32 X .63 X 1.50, TAPPED 3/8-24
42	5021124	2	BALL JOINT, 3/8-24 MALE
43	5025214X8	2	PIN, CLEVIS, 3/8 X 1, CZ (44" & 50" Models Only)

Footnotes

The above parts group applies to the following Mfg. Nos.:

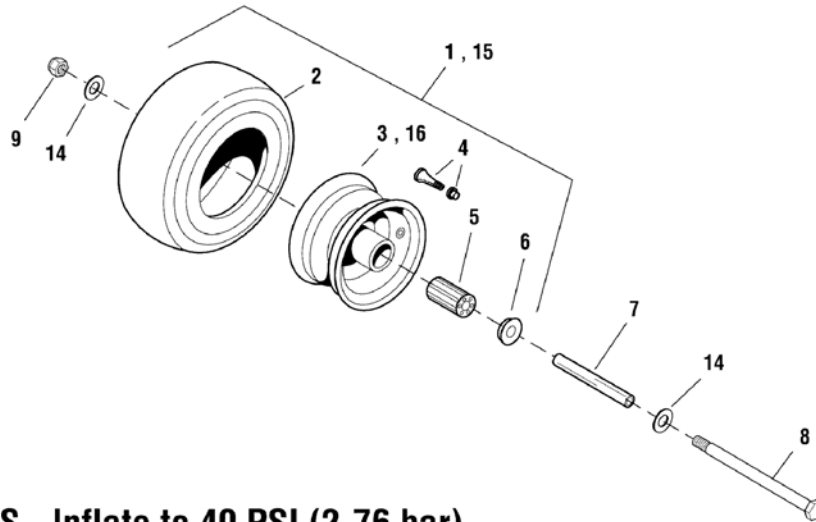
2690449 - Champion 2044	5900705 - Champion 2650	5901216 - Champion 2750
2690451 - Champion 2050	5900774 - Champion 2652	5901268 - Champion 2552CE
2690452 - Champion 2050CE	5900927 - Champion 2752 ANSI-EXP	5901269 - Champion 2550
2690483 - Champion 2044CE	5900947 - Champion 2752CE (3000Z)	
2690484 - Champion 2050CE	5900961 - Champion 2752	

Wheel & Tire Group

276WHL0

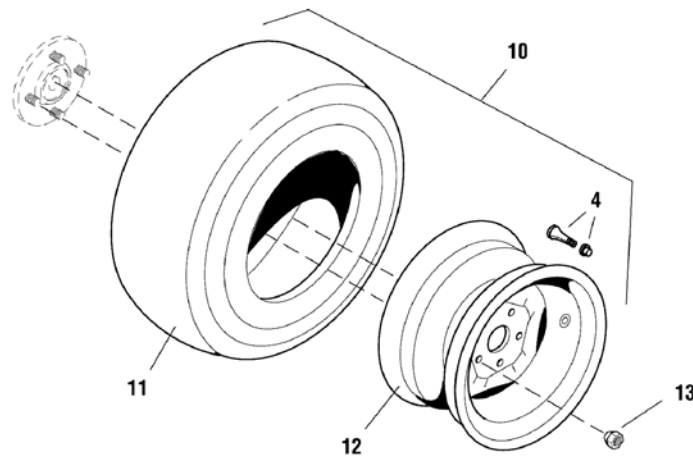
NOTE: Unless noted otherwise,
use the standard hardware torque
specification chart.

Front Wheels & Tires



5022433S - Inflate to 40 PSI (2,76 bar)
5101418 - Inflate to 25 PSI (1,72 bar)

Rear Wheels & Tires



Inflate to 15 PSI (1,03 bar)

The above parts group applies to the following Mfg. Nos.:

2690449 - Champion 2044
 2690451 - Champion 2050
 2690452 - Champion 2050CE
 2690483 - Champion 2044CE
 2690484 - Champion 2050CE

5900705 - Champion 2650
 5900774 - Champion 2652
 5900927 - Champion 2752 ANSI-EXP
 5900947 - Champion 2752CE (3000Z)
 5900961 - Champion 2752

5901216 - Champion 2750
 5901268 - Champion 2552CE
 5901269 - Champion 2550

Wheel & Tire Group

REF NO	PART NO.	QTY.	DESCRIPTION
1	-	2	USE 5101418YP - WHEEL, CASTER, 11 X 4 - 5 SILVER, BEAD LOCK (Max PSI: 25) (S/N: 2013129510 & Below) (Replacement for 5101418YP is 5101418X2YP)
2	5022433X1SM	2	TIRE, FRONT, 11 X 4.0 - 5
3	5022433SX2SM	2	WHEEL ASSEMBLY, COMPLETE
4	2172353SM	4	VALVE STEM & CAP ASSEMBLY
5	5101418X1SM	4	BEARING, CASTER WHEEL, 11 X 4.0 - 5 BEAD LOCK (SV) (2 Per Tire)
6	5021043SM	4	BEARING RETAINER (2 Per Tire)
7	5045996SM	2	AXLE, FRONT CASTER
8	5025017X52SM	2	BOLT, 1/2-13 X 6-1/2
9	5025056SM	2	NUT, HEX NYLON LOCK, 1/2-13
10	5102329	2	TIRE ASSM, 20X8.00-10NHS, TM, 2.625 OFFS
11	5101293X1SM	2	TIRE, Rear 20 X 8.0 X 10, TURF MASTER
12	5101293X2SM	2	WHEEL, 10 X 7.00 4/4 SOLID F237
13	5020601SM	8	LUG NUT, 1/2-20
14	5025158SM	4	WASHER, SAE, 1/2
15	5101418SM	2	WHEEL, CASTER, 11 X 4.0-5 SILVER BEAD LO (S/N: 2013129511 & Above)
16	5101418X2SM	2	WHEEL ASSEMBLY, 11 X 4.0 - 5 TIRE CMP (SV)

Not for
Reproduction

Footnotes

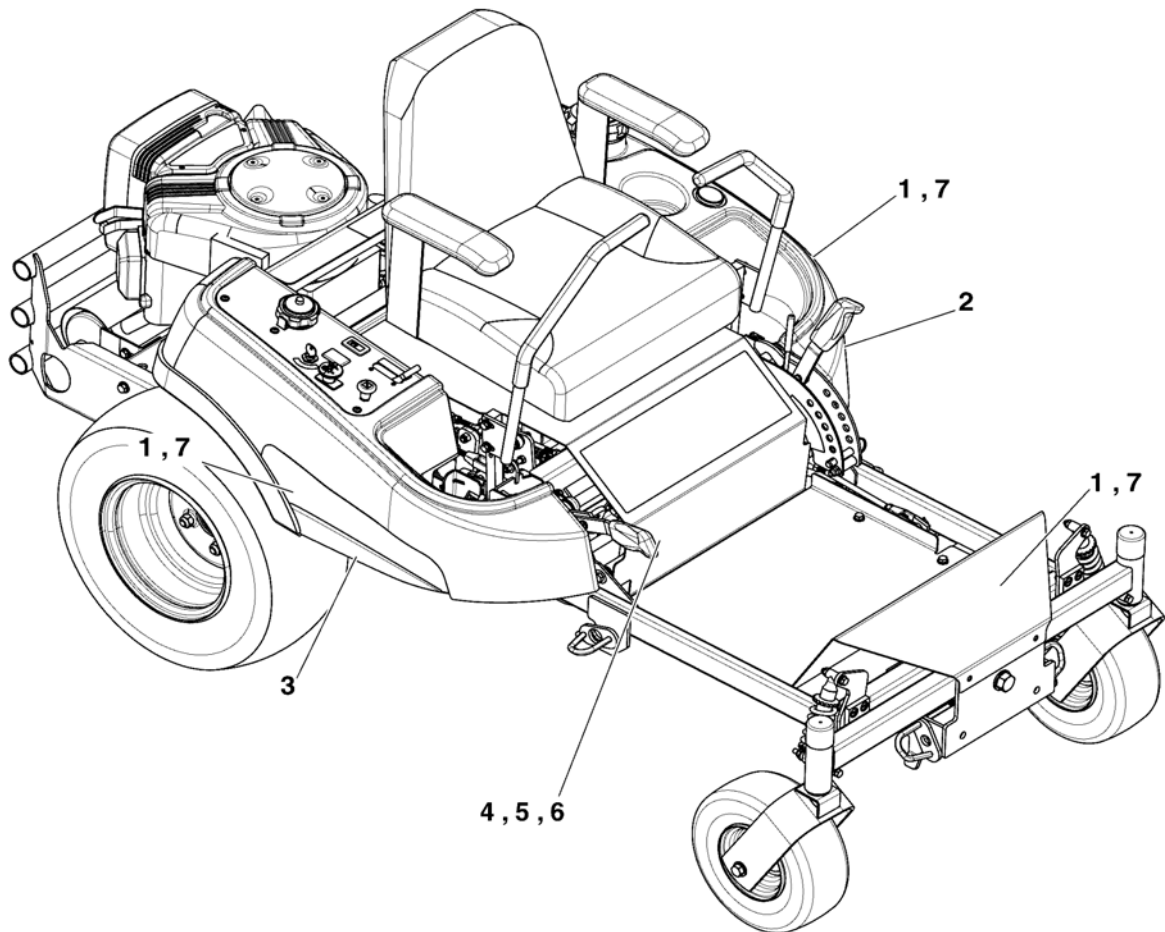
The above parts group applies to the following Mfg. Nos.:

2690449 - Champion 2044	5900705 - Champion 2650	5901216 - Champion 2750
2690451 - Champion 2050	5900774 - Champion 2652	5901268 - Champion 2552CE
2690452 - Champion 2050CE	5900927 - Champion 2752 ANSI-EXP	5901269 - Champion 2550
2690483 - Champion 2044CE	5900947 - Champion 2752CE (3000Z)	
2690484 - Champion 2050CE	5900961 - Champion 2752	

Decals Group - Brand & Model

NOTE: Unless noted otherwise,
use the standard hardware torque
specification chart.

276DCL0



The above parts group applies to the following Mfg. Nos.:

2690449 - Champion 2044

2690451 - Champion 2050

2690452 - Champion 2050CE

2690483 - Champion 2044CE

2690484 - Champion 2050CE

5900705 - Champion 2650

5900774 - Champion 2652

5900927 - Champion 2752 ANSI-EXP

5900947 - Champion 2752CE (3000Z)

5900961 - Champion 2752

5901216 - Champion 2750

5901268 - Champion 2552CE

5901269 - Champion 2550

Decals Group - Brand & Model

REF NO	PART NO.	QTY.	DESCRIPTION
1	1722551	3	DECAL, SIMPLICITY LOGO, GV3079178 (S/N: 2016629672 & BELOW)
2	5023228	1	DECAL, STRIPE, LH, SIMPLICITY (S/N: 2016629672 & BELOW)
3	5023229	1	DECAL, STRIPE, RH, SIMPLICITY (S/N: 2016629672 & BELOW)
4	5101329	1	DECAL, SIMPLICITY, CHAMPION (CHAMPION MODEL - S/N: 2016629672 & BELOW)
5	5102895	1	DECAL, 3000Z (3000Z MODEL)
6	5104094	1	DECAL, LOGO, CHAMPION (CHAMPION MODEL - S/N: 2016629673 & ABOVE)
7	1757673	3	DECAL, SMI LOGO, 10.47" (S/N: 2016629673 & ABOVE)

Not for
Reproduction

Footnotes

The above parts group applies to the following Mfg. Nos.:

2690449 - Champion 2044	5900705 - Champion 2650	5901216 - Champion 2750
2690451 - Champion 2050	5900774 - Champion 2652	5901268 - Champion 2552CE
2690452 - Champion 2050CE	5900927 - Champion 2752 ANSI-EXP	5901269 - Champion 2550
2690483 - Champion 2044CE	5900947 - Champion 2752CE (3000Z)	
2690484 - Champion 2050CE	5900961 - Champion 2752	

Decals Group - Safety & Common - Domestic

REF NO	PART NO.	QTY.	DESCRIPTION
1	5103595YP	1	DECAL, MAIN SAFETY
2	5100280SM	1	DECAL, THROTTLE CONTROL
3	5048970SM	1	DECAL, IGNITION SWITCH
4	5101990YP	1	DECAL, CZT HYRDO RELEASE
5	5048907SM	1	DECAL- BELT & BLADE (Located Under Seat Plate / 44 & 50 Models)
6	1720454SM	1	DECAL-TOUCH UP PAINT ORANGE,BLACK,RED (Located Under Seat Plate)
7	1725703SM	1	DECAL, HEIGHT OF CUT
8	1722789SM	1	DECAL-44"- SILVER ON BLACK W/STRIPE (44" Models)
9	1722790SM	1	DECAL-50"- SILVER ON BLACK W/STRIPE (50" Models - 2016629672 & Below)
10	7103181SM	1	DECAL-52"- SILVER ON BLACK W/STRIPE (52" Models)
11	1722771SM	1	DECAL-FREE FLOATING MOWER- SILVER (44" & 50" Models)
12	7101665YP	2	DECAL, DANGER DO NOT OPERATE W/O DEFLECT
13	5100957SM	1	DECAL, HYDRAULIC OIL, SAE 20W50 (Located by the hydraulic tank)
14	5102158YP	1	DECAL, BELT & BLADE, CHAMP, 52 (Located Under Seat Plate / 52" Models)
15	1755720YP	1	DECAL, MOWER WIDTH 50IN/127CM (50" Models - 2016629673 & Above)

Not for
Reproduction

Footnotes

The above parts group applies to the following Mfg. Nos.:

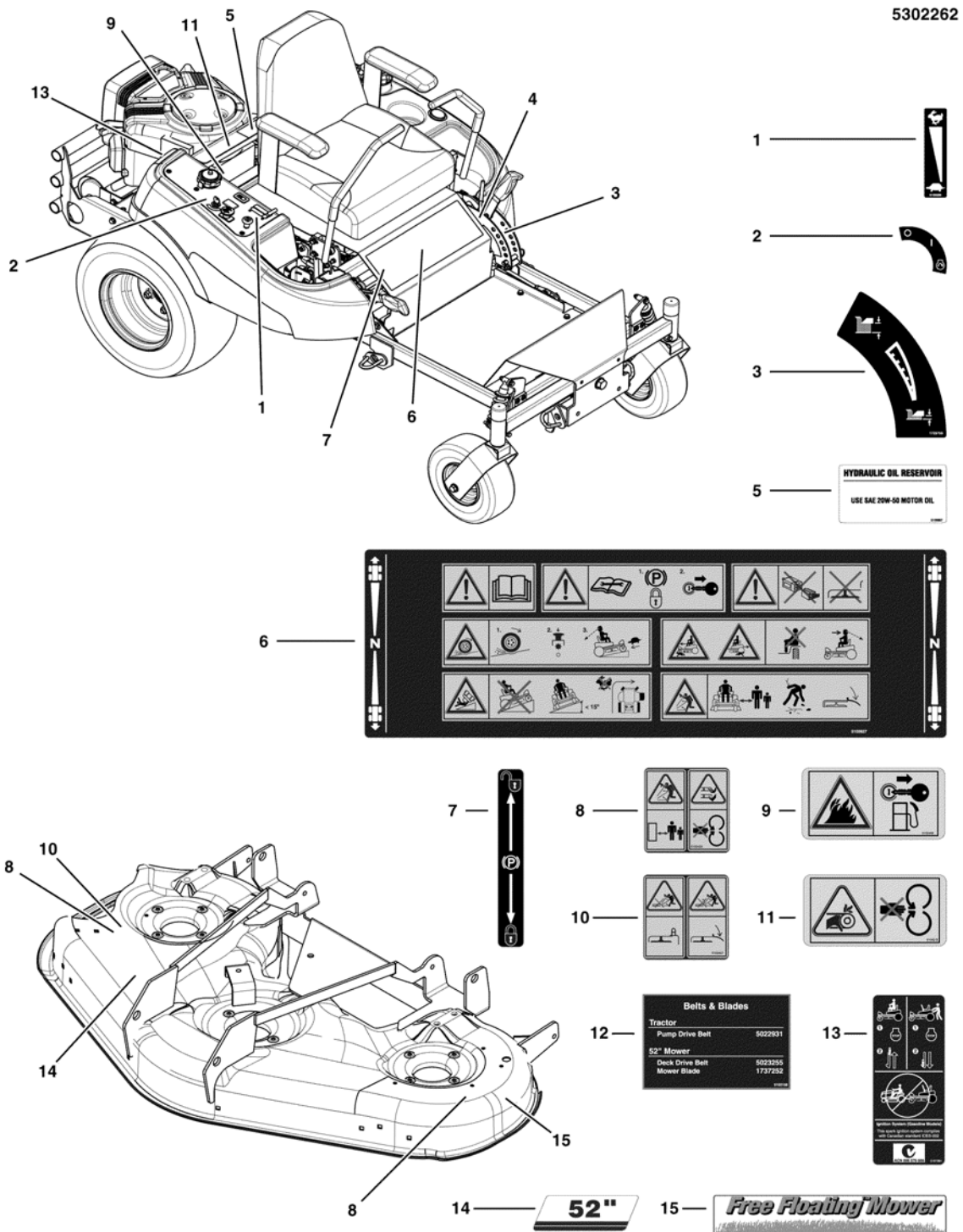
2690449 - Champion 2044
2690451 - Champion 2050
5900705 - Champion 2650
5900774 - Champion 2652
5900961 - Champion 2752

5901216 - Champion 2750
5901269 - Champion 2550

Decals Group - Safety & Common - Export

5302262

NOTE: Unless noted otherwise, use the standard hardware torque specification chart.



The above parts group applies to the following Mfg. Nos.:

2690452 - Champion 2050CE

5901268 - Champion 2552CE (3000Z)

2690483 - Champion 2044CE

2690484 - Champion 2050CE

5900927 - Champion 2752 ANSI-EXP

5900947 - Champion 2752CE (3000Z)

Decals Group - Safety & Common - Export

REF NO	PART NO.	QTY.	DESCRIPTION
1	5100280	1	DECAL, THROTTLE CONTROL
2	5048970	1	DECAL, IGNITION SWITCH
3	1725703	1	DECAL, HEIGHT OF CUT
4	--	1	* DECAL, US PATENT, ZTR
5	5100957	1	DECAL, HYDRAULIC OIL, SAE 20W50
6	5102627	1	DECAL, MAIN SAFETY, ANSI CE
7	5102628	1	DECAL, PARKING BRAKE SYMBOLS
8	5102420	2	DECAL, DANGER, MOWER DECK, ANSI EXP
9	5102456	1	DECAL, FIRE ANSI EXPORT
10	5102457	1	DECAL, DANGER DISCHARGE ANSI EXPORT
11	5061042	1	DECAL, CE DANGER
12	5102158	1	DECAL, BELT & BLADE, CHAMP, 52
13	5101990	1	DECAL, CZT HYRDO RELEASE
14	7103181	1	DECAL-52"-SILVER ON BLACK W/STRIPE
15	1722771	1	DECAL-FREE FLOATING MOWER- SILVER

Not for
Reproduction

Footnotes

The above parts group applies to the following Mfg. Nos.:

2690452 - Champion 2050CE

5901268 - Champion 2552CE (3000Z)

2690483 - Champion 2044CE

2690484 - Champion 2050CE

5900927 - Champion 2752 ANSI-EXP

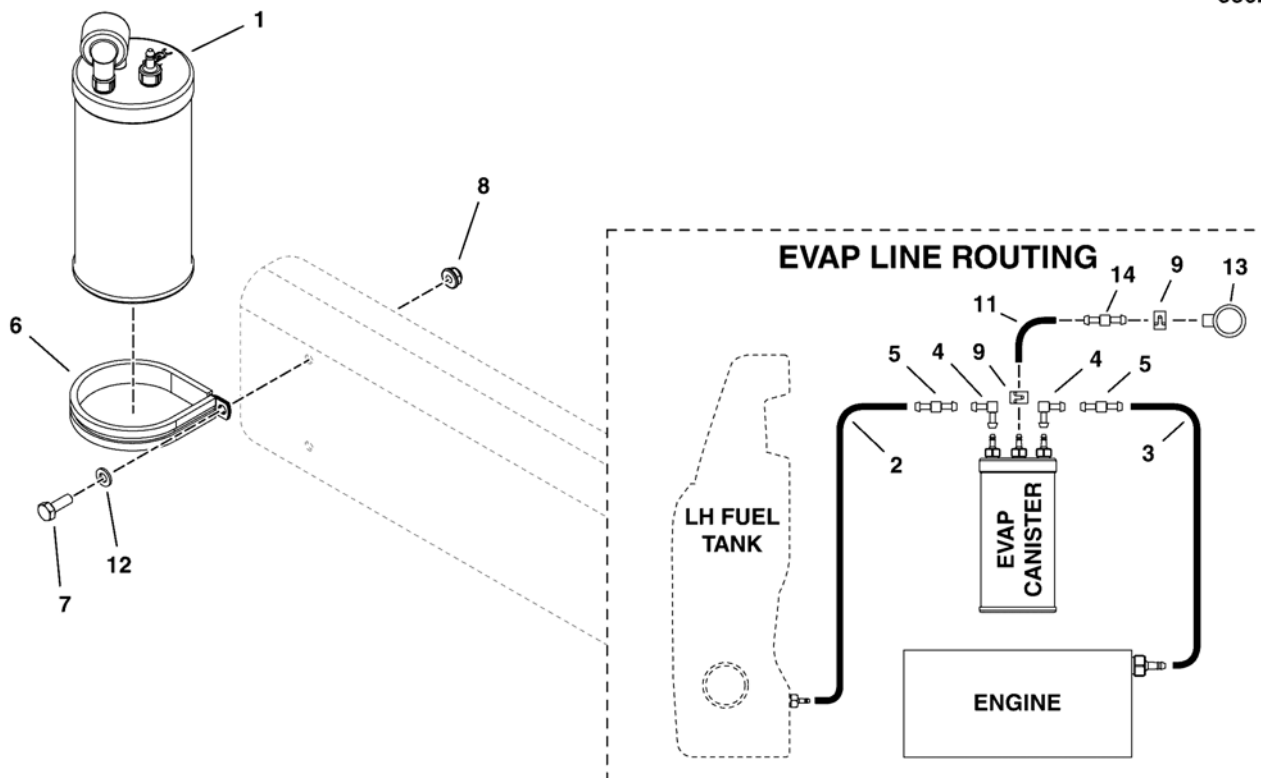
5900947 - Champion 2752CE (3000Z)

Evap Canister Group

NOTE: Unless noted otherwise,
use the standard hardware torque
specification chart.

5302679

5302679



The above parts group applies to the following Mfg. Nos.:

- 5900774 - Champion 2652
- 5900947 - Champion 2752CE (3000Z)
- 5900961 - Champion 2752
- 5901216 - Champion 2750
- 5901268 - Champion 2552CE (3000Z)
- 5901269 - Champion 2550

Evap Canister Group

REF NO	PART NO.	QTY.	DESCRIPTION
1	313036SM	1	CNSTR, CARB, 6 GAL
2	7700552X26SM	1	HOSE, VAPOR, 5MM ID, 26.00 LG
3	7700552X11P5S	1	HOSE, VAPOR, 5MM ID, 11.50 LG
4	5103082SM	2	FITTING, 90 DEG, 3/16X3/16, SANTOPRENE
5	5103084SM	2	FITTING, STRAIGHT, 3/16X3/16, PLASTIC
6	5103055SM	2	CLAMP, 3" ID, CUSHIONED, STAINLESS
7	5025299X6SM	2	BOLT, 1/4-20 X 3/4, ALLEN BUTTON HD, YZ
8	703463	2	NUT, 1/4-20 HEX NYLOCK FLANGE (5025391)
9	5023268SM	2	CLAMP, HOSE
10	-	1	DECAL, EPA CERT, ZTRS (Located on frame near Serial Tag)
11	5103092SM	1	HOSE, FORMED, EVAP CANISTER
12	703332	2	WASHER, 1/4 SAE (5025154)
13	1752800SM	1	DUST FILTER, CANISTER
14	5103080YP	1	FITTING, STRAIGHT, 10MMX10MM, PLASTIC

Not for
Reproduction

Footnotes

The above parts group applies to the following Mfg. Nos.:

5900774 - Champion 2652

5901269 - Champion 2550

5900947 - Champion 2752CE (3000Z)

5900961 - Champion 2752

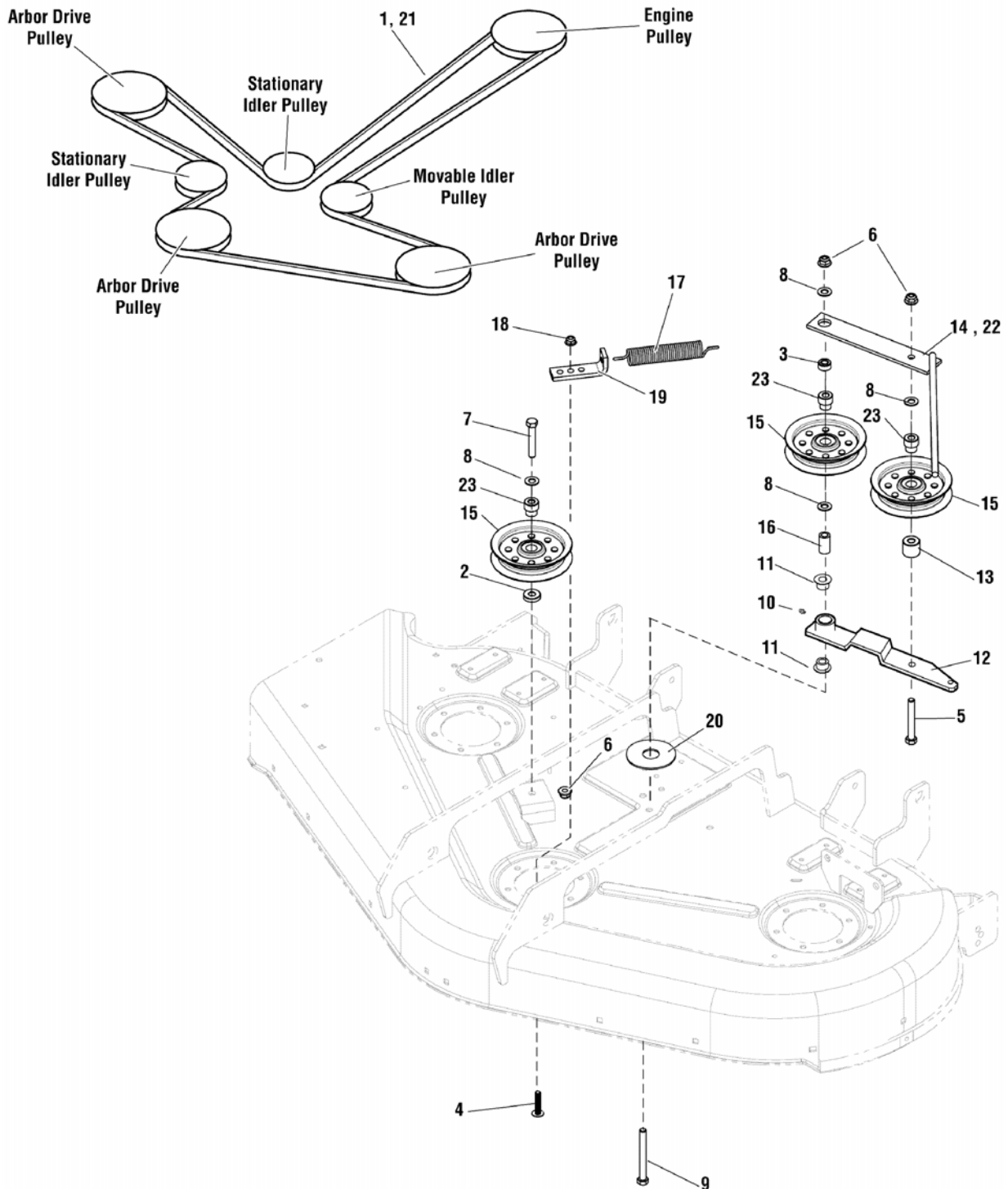
5901216 - Champion 2750

5901268 - Champion 2552CE (3000Z)

44" & 50" Mower Deck - Belt & Idler Group - B&S Professional Series

5300957

NOTE: Unless noted otherwise,
use the standard hardware torque
specification chart.



The above parts group applies to the following Mfg. Nos.:

5900705 - Champion 2650

5901216 - Champion 2750

5901269 - Champion 2550

44" & 50" Mower Deck - Belt & Idler Group - B&S Professional Series

REF NO	PART NO.	QTY.	DESCRIPTION
1	5023256SM	1	BELT,#7-8060, 151" E.L. (FOR 44" DECK ONLY)
2	5044960SM	1	SPACER, .39 X 1.00 X .25
3	5044933SM	1	SPACER, .39 X .75 X .38
4	5023156SM	1	BOLT, 5/16-18 X 1 1/4 FLANGE
5	5025013X22SM	1	BOLT, 3/8-16 X 2-3/4" GD5 YZ
6	5025394SM	3	NUT, 3/8-16 HEX NYLOCK FLANGE
7	5025013X18SM	1	BOLT, 3/8-16 X 2-1/4 GD5 YZ
8	5025156SM	4	WASHER, 3/8 SAE
9	5025013X28SM	1	BOLT, 3/8-16 X 3-1/2 GD5 YZ
10	5020095SM	1	GREASE FITTING, 1/4-28 STRAIGHT
11	1676148SM	2	BUSHING-0.628IDX0.751ODX0.400LG PWDR MTL
12	5402228CSM	1	WELD, DECK IDLER ARM, CONSZ - ORG
13	5047125SM	1	SPACER, .39 X 1.00 X .88
14	5403492CSM	1	WELD, MOUNT, IDLER, TENSION - ORG (FOR 44" DECK ONLY)
15	5021002SM	3	PULLEY, IDLER
16	1674669SM	1	SPACER-0.39 IDX0.625ODX1.15 LG CASE HARD
17	1715435SM	1	SPRING, EXTENSION, 1.00
18	5025392SM	1	NUT, 5/16-18 HEX NYLOCK FLANGE
19	5402172CSM	1	BRACKET, SPRING ANCHOR - ORG
20	5025305SM	1	WASHER, .41 X 1.75 X .14
21	5023255SM	1	BELT,#7-8055, 155" E.L. (FOR 50" DECK ONLY)
22	5400412CSM	1	WELD, MT, IDLER, TENSION (FOR 50" DECK ONLY)
23	5049184SM	3	SPACER, HYDRO PULLEY

Not for
Reproduction

Footnotes

The above parts group applies to the following Mfg. Nos.:

5900705 - Champion 2650

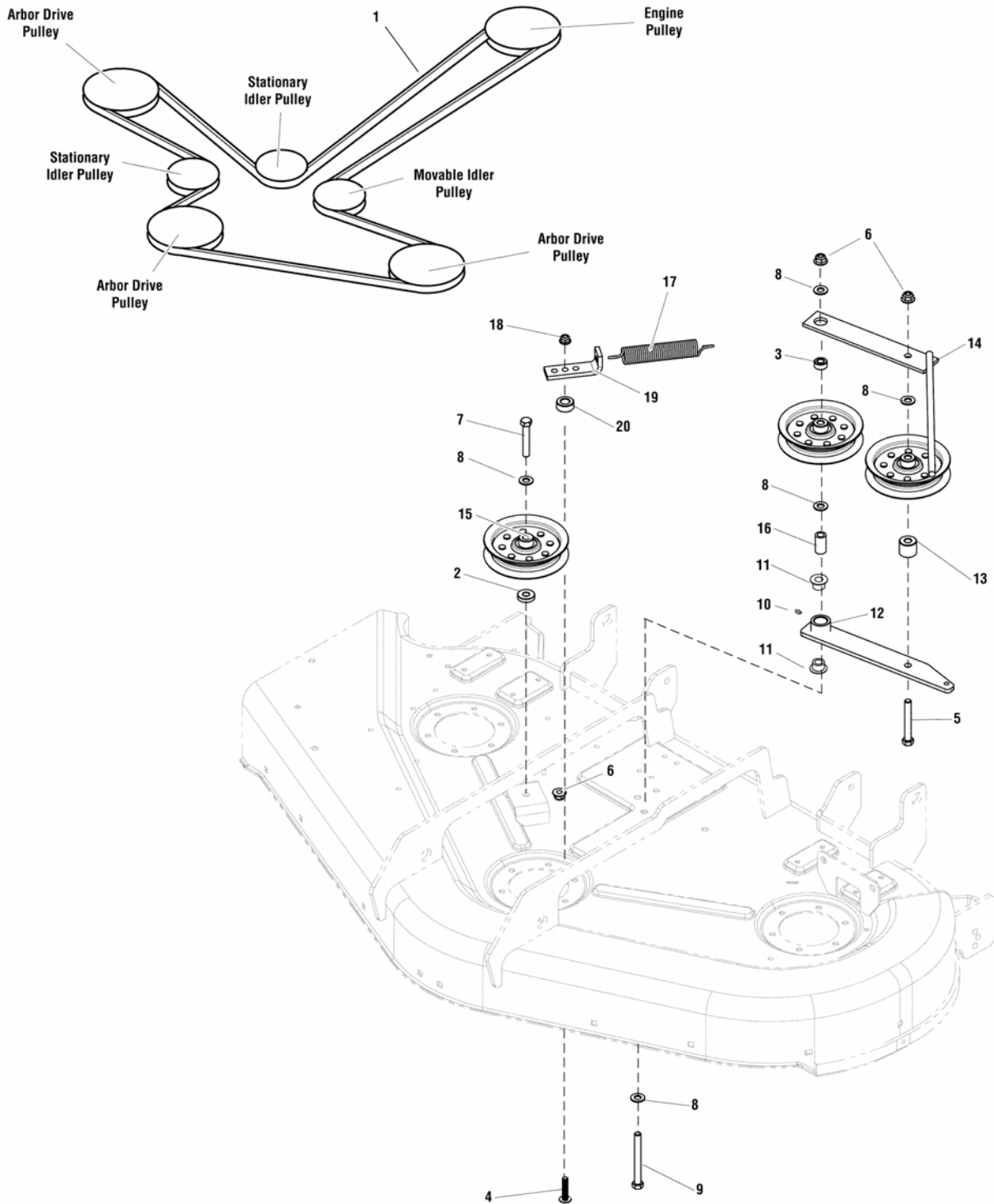
5901216 - Champion 2750

5901269 - Champion 2550

44" & 50" Mower Deck - Belt & Idler Group - Kohler & B&S Vanguard

2764PB0

NOTE: Unless noted otherwise,
use the standard hardware torque
specification chart.



The above parts group applies to the following Mfg. Nos.:

- 2690449 - Champion 2044
- 2690451 - Champion 2050
- 2690452 - Champion 2050CE
- 2690483 - Champion 2044CE
- 2690484 - Champion 2050CE

44" & 50" Mower Deck - Belt & Idler Group - Kohler & B&S Vanguard

REF NO	PART NO.	QTY.	DESCRIPTION
1a	5023256SM	1	BELT,#7-8060, 151" E.L. (For 44" Deck Only)
1b	5023255SM	1	BELT,#7-8055,155" E.L. (For 50" Deck Only)
2	5044960SM	1	SPACER, .39 X 1.00 X .25
3	5044933SM	1	SPACER, .39 X .75 X .38
4	5023157SM	1	BOLT, 5/16-18 X 1 1/2" FLANGE
5	5025013X22SM	1	BOLT, 3/8-16 X 2-3/4" GD5 YZ
6	5025394SM	3	NUT, 3/8-16 HEX NYLOCK FLANGE
7	5025013X18SM	1	BOLT, 3/8-16 X 2-1/4" GD5 YZ
8	5025156SM	5	WASHER, 3/8" SAE
9	5025013X28SM	1	BOLT, 3/8-16 X 3-1/2" GD5 YZ
10	5020095SM	1	GREASE FITTING, 1/4-28 STRAIGHT
11	1676148SM	2	BUSHING-0.628IDX
12	5400397CSM	1	IDLER ARM, 44" SIMPLICITY -ORG
13	5047125SM	1	SPACER, .39 X 1.00 X .88
14	5400402CSM	1	WELD, MOUNT, IDLER, TENSION - ORG
15	5021002SM	3	PULLEY, IDLER
16	1674669SM	1	SPACER-0.39 IDX0.625ODX1.15 LG CASE HARD
17	1715435SM	1	SPRING, EXTENSION, 1.00
18	5025392SM	1	NUT, 5/16-18 HEX NYLOCK FLANGE
19	5048383CSM	1	ANCHOR, SPRING
20	5045023SM	1	SPACER, .52 X 1.00 X .44

Not for
Reproduction

Footnotes

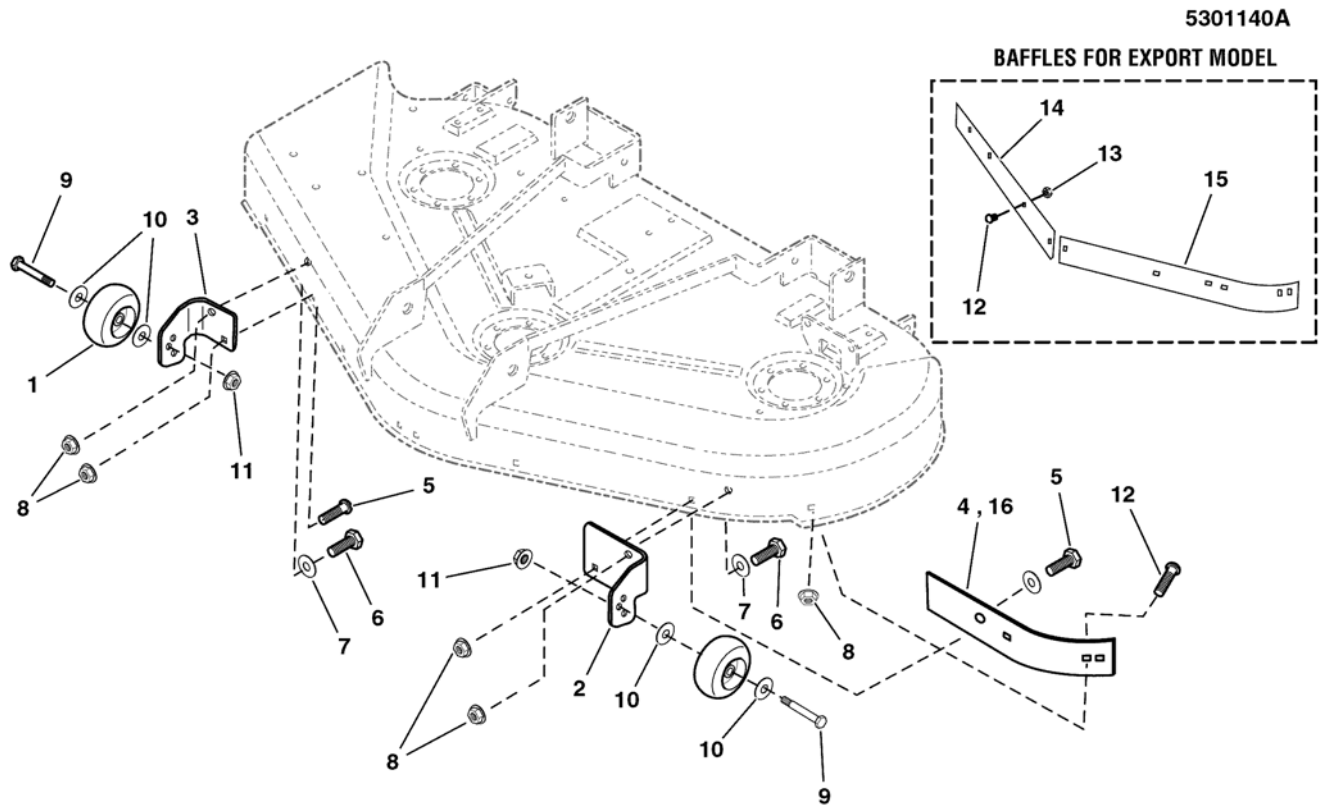
The above parts group applies to the following Mfg. Nos.:

2690449 - Champion 2044
2690451 - Champion 2050
2690452 - Champion 2050CE
2690483 - Champion 2044CE
2690484 - Champion 2050CE

44" & 50" Mower Deck - Front Rollers & Baffles

NOTE: Unless noted otherwise,
use the standard hardware torque
specification chart.

5301140A



The above parts group applies to the following Mfg. Nos.:

2690449 - Champion 2044	5900705 - Champion 2650
2690451 - Champion 2050	5901216 - Champion 2750
2690452 - Champion 2050CE	5901269 - Champion 2550
2690483 - Champion 2044CE	
2690484 - Champion 2050CE	

44" & 50" Mower Deck - Front Rollers & Baffles

REF NO	PART NO.	QTY.	DESCRIPTION
1	1714760SM	2	GAUGE WHEEL
2	5049017CSM	1	BRACKET, GAUGE WHEEL, LH
3	5049018CSM	1	BRACKET, GAUGE WHEEL, RH
4	1724538ASM	1	SHORT BLOWOUT BAFFLE BLACK (44" Models - S/N: All; 50" Models - S/N: 2012651720 & Below)
5	5025145X8SM	2	BOLT, 5/16-18 X 1", CARRIAGE
6	5025011X8SM	2	CAPSCREW, HEX HEAD,5/16-18 X 1
7	5025155SM	2	WASHER, 5/16" SAE
8	5025392SM	5	NUT, 5/16-18 HEX NYLOCK FLANGE
9	2108765SM	2	BOLT-WHEEL 3/8-16X2.781 .750 THRD YELLOW
10	1960027SM	4	WASHER-0500(0.51IDX0.87ODX.06THK) BLK
11	5025394SM	2	NUT, 3/8-16 HEX NYLON FLANGE
12	5025145X6SM	11	BOLT, 5/16-18 X 3/4", CARRIAGE
13	5025057SM	10	NUT, 5/16 - 18 HEX NYLON LOCK
14	1716869ASM	1	BLOWOUT BAFFLE, RH 50" MOWER - BLACK
15	1716870ASM	1	BLOWOUT BAFFLE, LH 50" MOWER - BLACK
16	1734181ASM	1	BAFFLE FRONT 44, 50 MOWERS (50" Models - S/N: 2012651721 & Above)

Not for
Reproduction

Footnotes

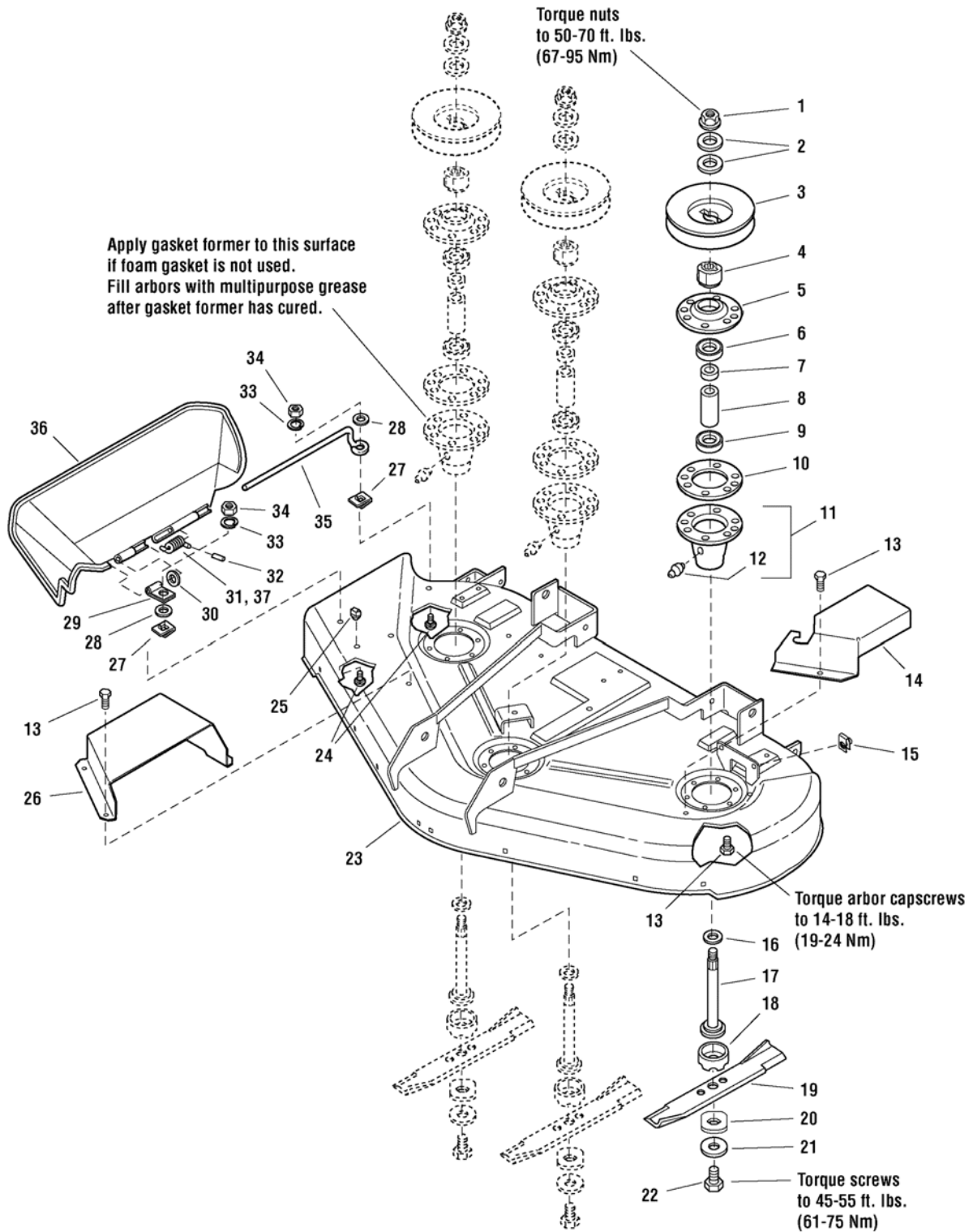
The above parts group applies to the following Mfg. Nos.:

2690449 - Champion 2044	5900705 - Champion 2650
2690451 - Champion 2050	5901216 - Champion 2750
2690452 - Champion 2050CE	5901269 - Champion 2550
2690483 - Champion 2044CE	
2690484 - Champion 2050CE	

44" & 50" Mower Deck - Housing, Arbors & Blades Group - Kohler & B&S Vanguard

2764HC0

NOTE: Unless noted otherwise, use the standard hardware torque specification chart.



The above parts group applies to the following Mfg. Nos.:

- 2690449 - Champion 2044
- 2690451 - Champion 2050
- 2690452 - Champion 2050CE
- 2690483 - Champion 2044CE
- 2690484 - Champion 2050CE

44" & 50" Mower Deck - Housing, Arbors & Blades Group - Kohler & B&S Vanguard

REF NO	PART NO.	QTY.	DESCRIPTION
1	1714419SM	3	NUT, HEX FLANGE, 9/16-18
2	1713675SM	6	WASHER, BELLEVILLED, 9/16
3	1713161SM	3	PULLEY
4	1713613SM	3	HUB
5	1655729ASM	3	COVER, ARBOR HOUSING
6	2108202SM	3	BEARING, BALL, 3/4 X 1-3/4 X 5/8
7	1715724SM	3	SPACER, 21/32 X 3/4 X 5/8
8	1732544SM	3	SPACER, 11/16 X 5/32 X 2-11/16
9	1705897SM	3	BEARING, BALL, 11/16 X 1-9/16 X 15/32
10	1707335SM	3	SEAL, FOAM
11	1713338ASM	3	ARBOR HOUSING ASSEMBLY (Includes Ref. No. 12)
12	1704314SM	3	FITTING, GREASE
13	1664847SM	33	SCREW-HEX WSHR HD TAPTT5/16-18X0.750BLK
14	5400403CSM	1	GUARD, BELT - LH - ORG
15	5022308SM	2	BODY CLIP, 5/16-18 X 1/2" DEEP
16	1713619SM	3	WASHER, 9/16, BLACK
17	1713609SM	3	SHAFT, ARBOR
18	1713196SM	3	SHIELD, GRASS, LOWER
19a	1704100ASM	3	BLADE, Mower, 16-1/8 (For 44" Deck)
19b	1708229ASM	3	BLADE, MOWER, 18-1/8 (For 50" Deck)
20	1713089SM	3	WASHER, HEX, 11/16 X 2
21	1656916SM	3	WASHER, SPRING, 15/32, BLACK
22	2823471SM	3	BOLT, 7/16-14 X 1-1/4
23a	5600106SM	1	DECK SHELL W/DECALS, 44" MOWER (For 44" Deck)
23b	5600108SM	1	DECK SHELL W/DECALS, 50" MOWER (For 50" Deck)
24	1931318SM	2	BOLT-RD HD SH SQ NK 1/4-20X0.875 G5 BLK
25	1705115SM	1	PLUG,HOLE
26	5401091CSM	1	GUARD, BELT - RH, 44", SMI ORANGE
27	1960518SM	2	NUT-PUSH FOR .250 DIA THREAD .500 OD BLK
28	1960353SM	1	WASHER-0.250(0.26IDX0.84ODX.12THK) BLK
29	1704873SM	1	CLAMP, WIRE, .312DIA. (1) .281HOLE BLK
30	1919326SM	1	WASHER-0.312 (0.34IDX0.75ODX.06THK) BLK
31	1723938SM	1	SPRING, TORSION (S/N: 2000609686 & Below)
32	1723323SM	1	CAP, VINYL
33	1916964SM	2	LOCKWASHER, SPRING .250 BLK
34	1916622SM	2	NUT-HEX 1/4-20 BLK 588514
35	1706709	1	ROD, DEFLECTOR
36	1705449SM	1	DEFLECTOR, BLACK
37	7101082SM	1	SPRING, TORSION, CHUTE, 44/50 (S/N: 2000609687 & Above)

Footnotes

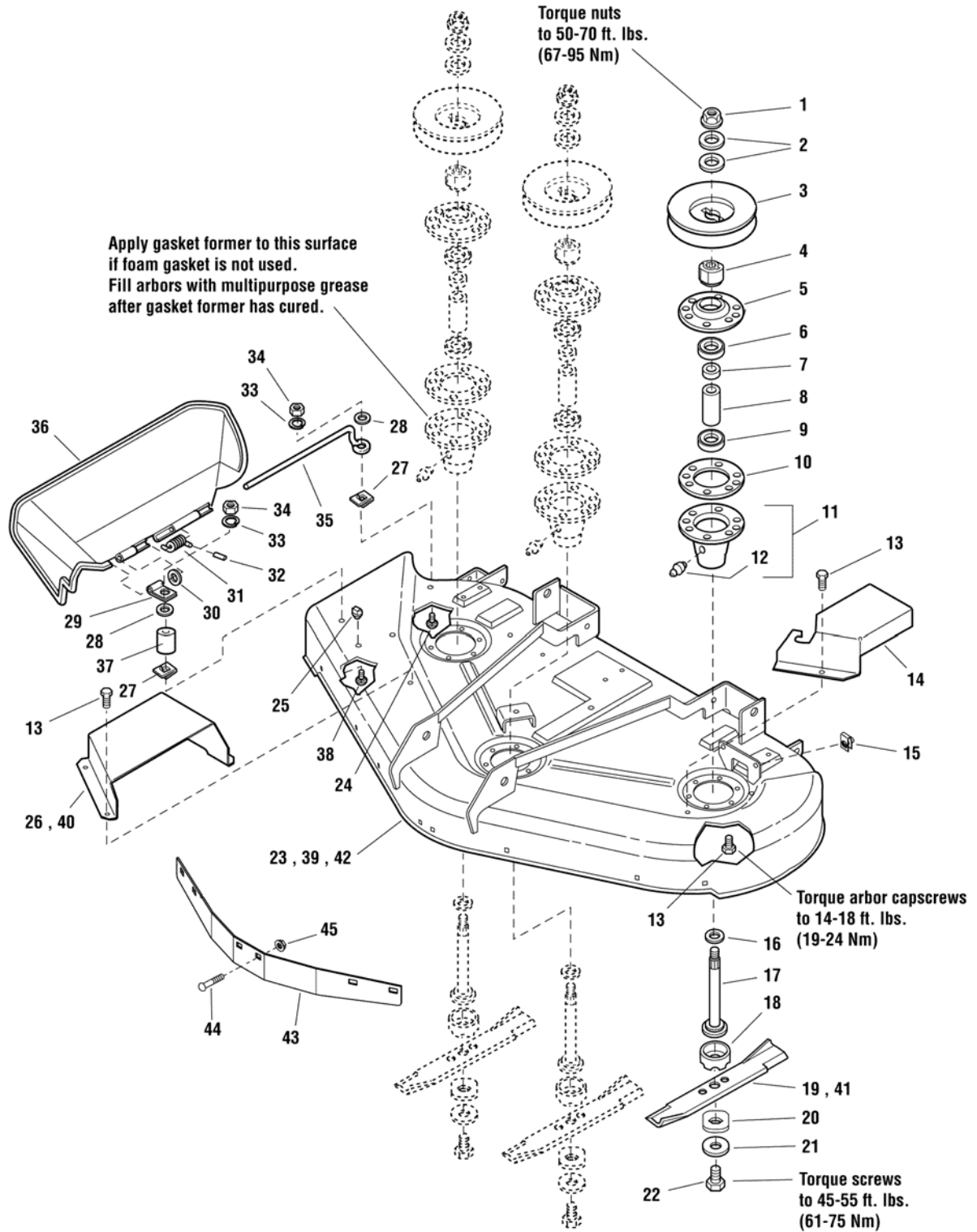
The above parts group applies to the following Mfg. Nos.:

2690449 - Champion 2044
 2690451 - Champion 2050
 2690452 - Champion 2050CE
 2690483 - Champion 2044CE
 2690484 - Champion 2050CE

44" & 50" Mower Deck - Housing, Arbors, & Blades Group - B&S Professional Series

5300956

NOTE: Unless noted otherwise, use the standard hardware torque specification chart.



The above parts group applies to the following Mfg. Nos.:

5900705 - Champion 2650

5901216 - Champion 2750

5901269 - Champion 2550

44" & 50" Mower Deck - Housing, Arbors, & Blades Group - B&S Professional Series

REF NO	PART NO.	QTY.	DESCRIPTION
1	1714419SM	3	NUT, HEX FLANGE, 9/16-18
2	1713675SM	6	WASHER, BELLEVILLED, 9/16
3	1713161SM	3	PULLEY
4	1713613SM	3	HUB
5	1655729ASM	3	COVER, ARBOR HOUSING
6	2108202SM	3	BEARING, BALL, 3/4 X 1-3/4 X 5/8
7	1715724SM	3	SPACER, 21/32 X 3/4 X 5/8
8	1732544SM	3	SPACER, 11/16 X 5/32 X 2-11/16
9	1705897SM	3	BEARING, BALL, 11/16 X 1-9/16 X 15/32
10	1707335SM	3	SEAL, FOAM
11	1713338ASM	3	ARBOR HOUSING ASSEMBLY (INCLUDES REF. NO. 12)
12	1704314SM	3	FITTING, GREASE
13	1664847SM	33	SCREW-HEX WSHR HD TAPTT5/16-18X0.750BLK
14	5400403CSM	1	GUARD, BELT - LH - ORG
15	5022308SM	2	BODY CLIP, 5/16-18 X 1/2" DEEP
16	1713619SM	3	WASHER, 9/16, BLACK
17	1713609SM	3	SHAFT, ARBOR
18	1713196SM	3	SHIELD, GRASS, LOWER
19	1704100ASM	3	BLADE, Mower, 16-1/8 (44" Models)
20	1713089SM	3	WASHER, HEX, 11/16 X 2
21	1656916SM	3	WASHER, SPRING, 15/32, BLACK
22	2823471SM	3	BOLT, 7/16-14 X 1-1/4
23	5600122	1	DECK SHELL W/ DECALS (44" Models)
24	1931318SM	1	BOLT-RD HD SH SQ NK 1/4-20X0.875 G5 BLK
25	1705115SM	1	PLUG,HOLE
26	5401091CSM	1	GUARD, BELT - RH, 44", SMI ORANGE
27	1960518SM	2	NUT-PUSH FOR .250 DIA THREAD .500 OD BLK
28	1960353SM	1	WASHER-0.250(0.26IDX0.84ODX.12THK) BLK
29	1704873SM	1	CLAMP, WIRE, .312DIA. (1) .281HOLE BLK
30	1919326SM	1	WASHER-0.312 (0.34IDX0.75ODX.06THK) BLK
31	7101082SM	1	SPRING, TORSION, CHUTE, 44/50
32	1723323SM	1	CAP, VINYL
33	1916964SM	2	LOCKWASHER, SPRING .250 BLK
34	1916622SM	2	NUT-HEX 1/4-20 BLK 588514
35	1706709	1	ROD, DEFLECTOR
36	1705449SM	1	DEFLECTOR, BLACK
37	1710703SM	1	SPACER-0.328IDX0.499ODX0.625LG PM
38	5025144X14SM	1	BOLT, CARRIAGE, 1/4-20 X 1.25, GD5,BLACK
39	5600233	1	DECK SHELL W/ DECALS (50" Models)
40	5048446CSM	1	GUARD, BELT, RH (50" Models)
41	1708229ASM	3	BLADE, MOWER, 18-1/8 (50" Models)
42	5600126	1	DECK SHELL W/ DECALS (50" Export Models)
43	1734181A	1	BAFFLE - FRONT 44/50 - BLACK
44	5025145X6SM	4	BOLT, 5/16-18 X 3/4 CARRIAGE

Footnotes

The above parts group applies to the following Mfg. Nos.:

5900705 - Champion 2650

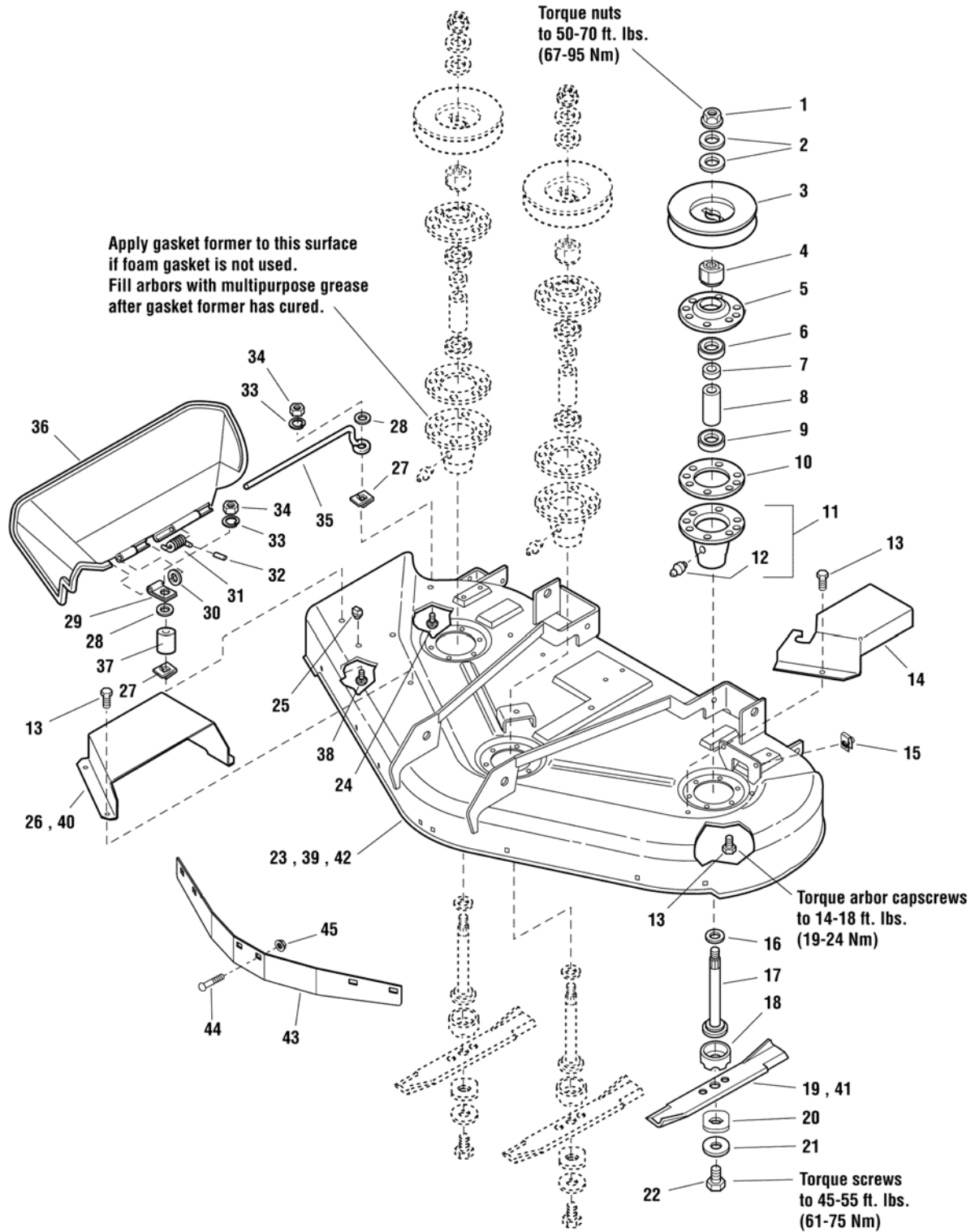
5901216 - Champion 2750

5901269 - Champion 2550

44" & 50" Mower Deck - Housing, Arbors, & Blades Group - B&S Professional Series

5300956

NOTE: Unless noted otherwise, use the standard hardware torque specification chart.



The above parts group applies to the following Mfg. Nos.:

- 5900705 - Champion 2650
- 5901216 - Champion 2750
- 5901269 - Champion 2550

44" & 50" Mower Deck - Housing, Arbors, & Blades Group - B&S Professional Series

REF NO	PART NO.	QTY.	DESCRIPTION
45	5025392SM	4	NUT, 5/16-18 HEX NYLOCK FLANGE

Not for
Reproduction

Footnotes

The above parts group applies to the following Mfg. Nos.:

5900705 - Champion 2650

5901216 - Champion 2750

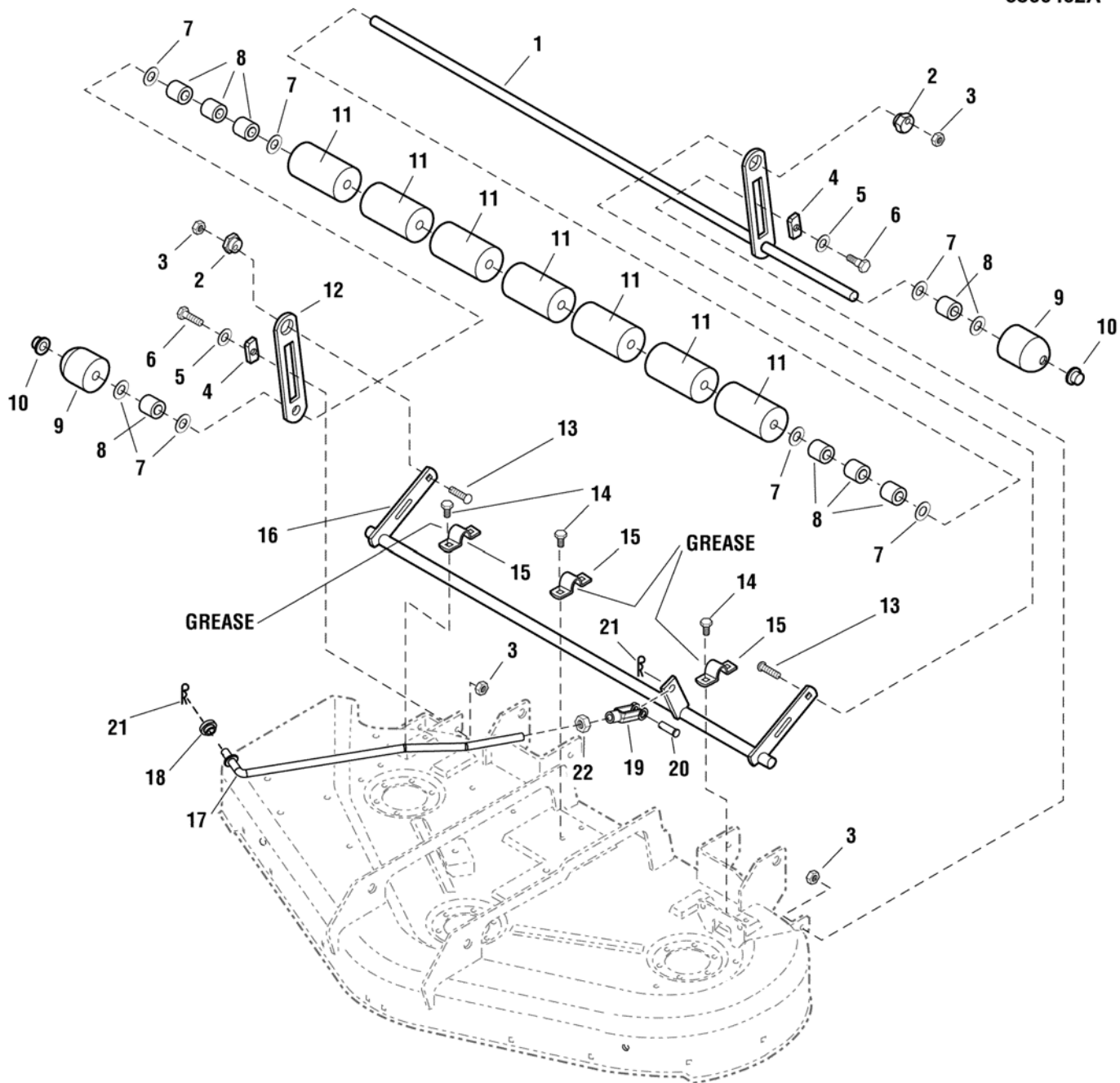
5901269 - Champion 2550

44" Mower Deck - Rear Roller & Linkage

NOTE: Unless noted otherwise,
use the standard hardware torque
specification chart.

5300402A

5300402A



The above parts group applies to the following Mfg. Nos.:

2690449 - Champion 2044

2690483 - Champion 2044CE

44" Mower Deck - Rear Roller & Linkage

REF NO	PART NO.	QTY.	DESCRIPTION
1	5048676CSM	1	WELD,SHAFT,ROLLER,44
2	1704082SM	2	NUT-HEX ADJUSTING .990DIA .687TH PM YEL
3	2860681SM	4	NUT, HEX TOP LOCK SPIRAL FLNG, 3/8-16 YEL
4	1677507SM	2	SLIDE .803 X 1.7
5	1924361SM	2	WASHER-0500(0.53IDX1.25X.08THK)BLK
6	2172622SM	2	BOLT, SHLDR, 3/8-16 1.34LG .50SH G5 BLK
7	1924366SM	8	WASHER-0.625(0.66IDX1.12X.11THK) BLK
8	1602946SM	8	SPACER-0.666ID 0.067WL 0.81 LG SPLIT BLK
9	1717675SM	2	ROLLER,ROUNDED
10	1960520SM	2	NUT-PUSH FOR .625 DIA STUD CAPPED BLK
11	1668513SM	7	ROLLER
12	5049040CSM	1	BAR, ROLLER
13	1931352SM	2	BOLT-RD HD SH SQ NK 3/8-16X1.500 G5 BLK
14	1664847SM	6	CAPSCREW, HEX HEAD TAPTITE, 5/16-18 X 3/4
15	1665374SM	3	STRAP-1.00WD 3.06LG .134THK ROLLER ECOAT
16	5048672CSM	1	WELD,SHAFT,DECK LIFT,44
17	5100275SM	1	ROD, DECK LIFT LINKAGE
18	5048258SM	1	BUSHING, DECK SUPPORT
19	5023174SM	1	CLEVIS, 1/2-20, STEEL
20	5025328X12SM	1	PIN, CLEVIS, 1/2 X 1 1/2, YZP
21	5025210SM	2	PIN, HAIR, .0915 X 1-7/8
22	5025089SM	1	NUT, 1/2-20 HEX JAM

Not for
Reproduction

Footnotes

The above parts group applies to the following Mfg. Nos.:

2690449 - Champion 2044

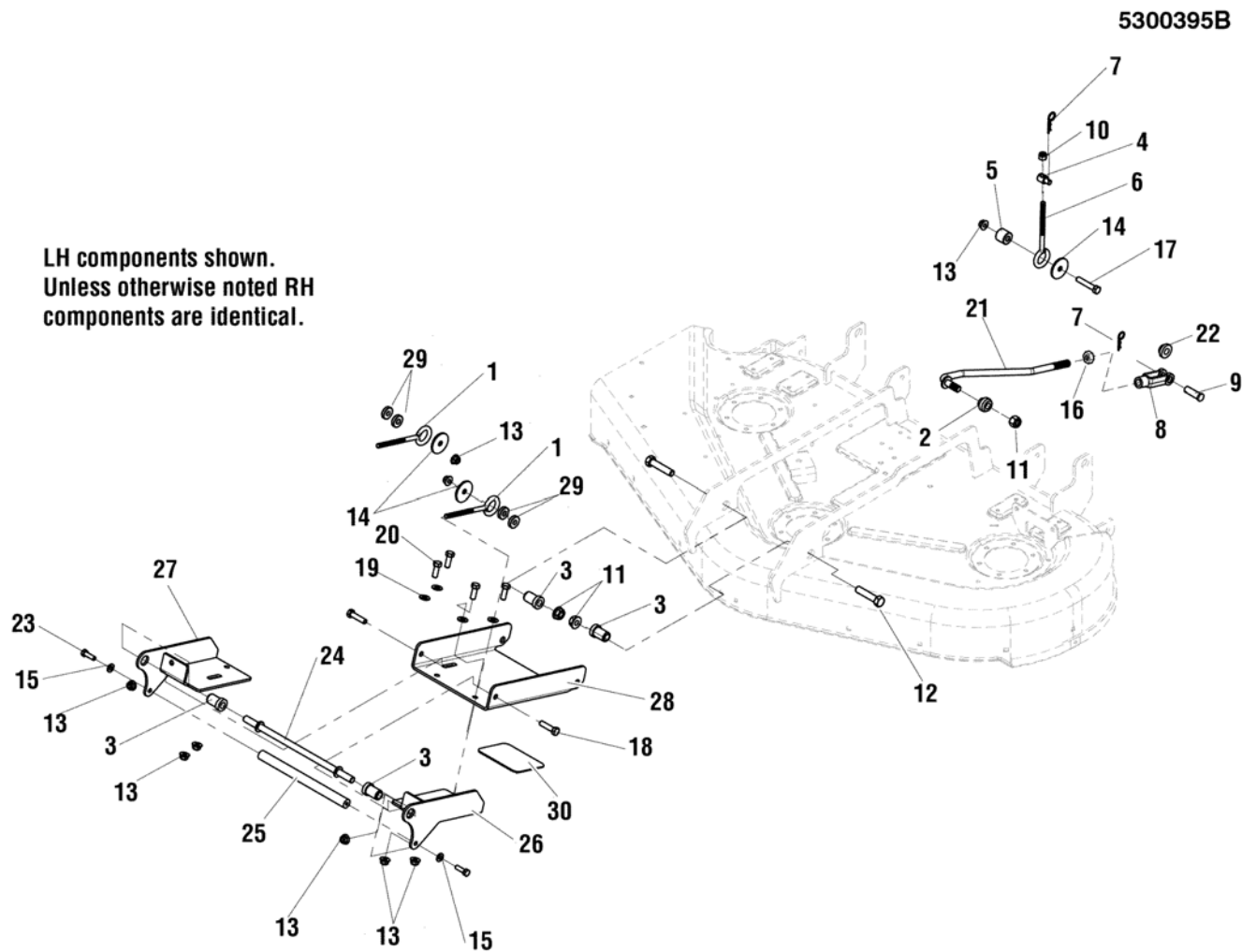
2690483 - Champion 2044CE

44", 50" & 52" Mower Deck - Deck Hangers & Puller Bars

NOTE: Unless noted otherwise, use the standard hardware torque specification chart.

5300395B

LH components shown.
Unless otherwise noted RH components are identical.



The above parts group applies to the following Mfg. Nos.:

- 2690449 - Champion 2044
- 2690451 - Champion 2050
- 2690452 - Champion 2050CE
- 2690483 - Champion 2044CE
- 2690484 - Champion 2050CE

- 5900705 - Champion 2650
- 5900774 - Champion 2652
- 5900927 - Champion 2752 ANSI-EXP
- 5900947 - Champion 2752CE (3000Z)
- 5900961 - Champion 2752

- 5901216 - Champion 2750
- 5901268 - Champion 2552CE
- 5901269 - Champion 2550

44", 50" & 52" Mower Deck - Deck Hangers & Puller Bars

REF NO	PART NO.	QTY.	DESCRIPTION
1	5023497SM	2	EYE BOLT, 3/8-16 X 5, 1 EYE
2	5100351SM	2	BUSHING, REAR QUICK TACH, CZ
3	5100144SM	4	SPACER, .53 X 1.00 X 1.44, CZ
4	5045947SM	2	ADJUSTER, BRAKE LINKAGE
5	1667812SM	2	SPACER-0.390ID 0.90 OD 0.70LG P'MTL
6	5021812SM	2	EYE BOLT, 3/8-16 X 6, 3.0 THREAD
7	5025210YP	4	PIN, HAIR, .0915 X 1-7/8
8	5023174SM	3	CLEVIS, 1/2-20, STEEL, CLEAR ZINC
9	5025328X12SM	3	PIN, CLEVIS, 1/2 X 1 1/2, YZP
10	5025096SM	2	NUT, 3/8-16 HEX NYLON LOCK
11	5025098SM	4	NUT, 1/2-20 HEX NYLON LOCK
12	5025018X18SM	2	BOLT, 1/2-20 X 2-1/4 GD8 YZ
13	5025394SM	10	NUT, 3/8-16 HEX NYLOCK FLANGE
14	5025305SM	4	WASHER, .41 X 1.75 X .14
15	5025170SM	2	WASHER, 5/16 LOCK YZ
16	5025089SM	3	NUT, 1/2-20 HEX JAM
17	5025013X14SM	4	BOLT, 3/8-16 X 1-3/4 GD5
18	5025013X10SM	2	BOLT, 3/8-16 X 1-1/4 GD5
19	5025156SM	4	WASHER, 3/8 SAE
20	5025013X8SM	4	BOLT, 3/8-16 X 1 GD5 YZ
21	5100170SM	2	ROD, DECK LIFT LINKAGE
22	5048258SM	3	BUSHING, DECK SUPPORT
23	5025011X8SM	4	BOLT, 5/16-18 X 1 GD5 YZ
24	5100177SM	1	SHAFT, HANGER
25	5100135SM	1	SHAFT, HANDLE, DECK MOUNT
26	5400391CSM	1	WELD, DECK HANGER, LH - ORG
27	5400392CSM	1	WELD, DECK HANGER, RH - ORG
28	5400382CSM	1	PLATE, DECK HANGER SUPPORT - ORG
29	5044960SM	4	SPACER, .39 X 1.00 X .25
30	5101008SM	1	SAFETY WALK, 4.50 X 3.50

Footnotes

The above parts group applies to the following Mfg. Nos.:

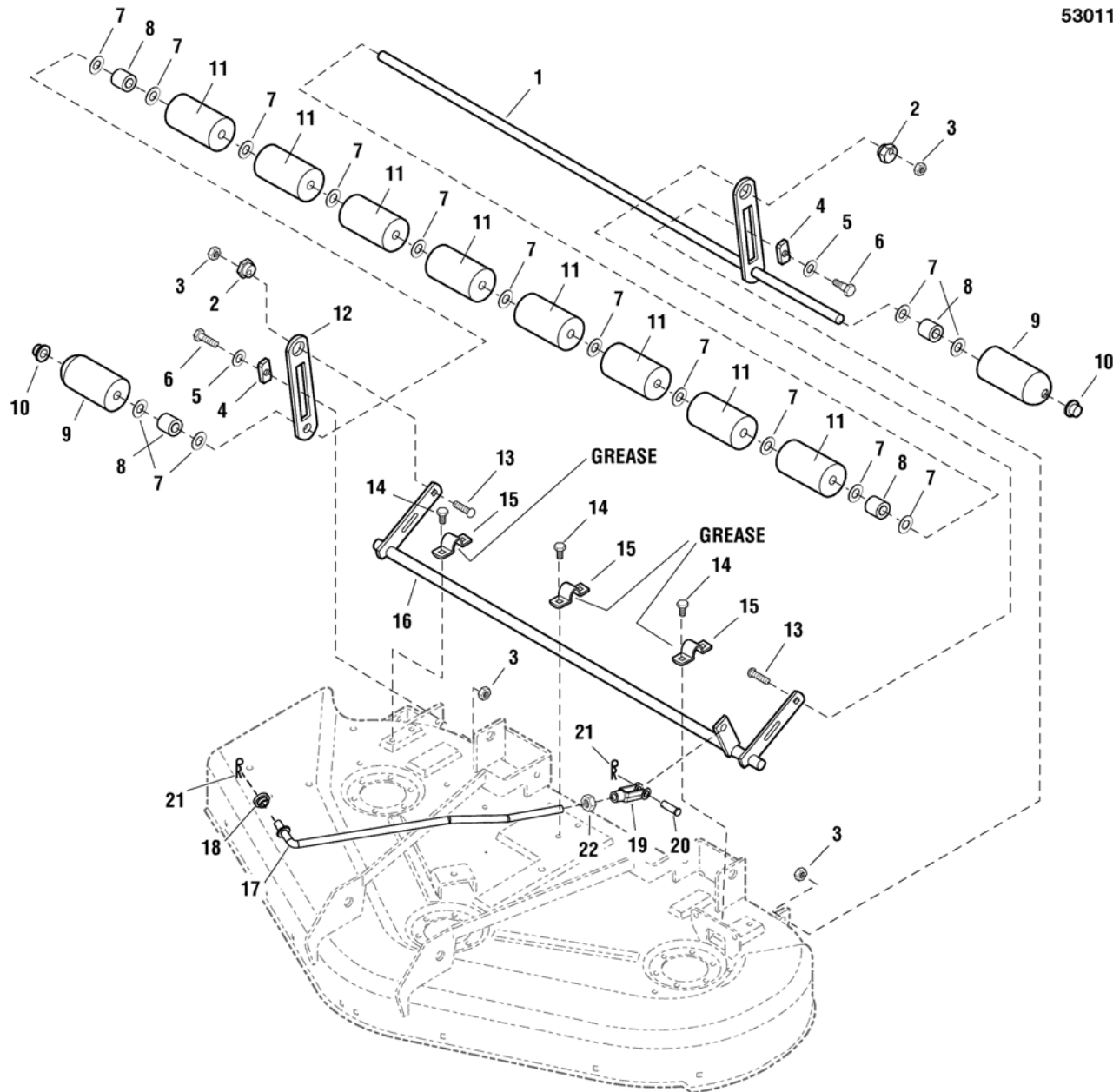
2690449 - Champion 2044	5900705 - Champion 2650	5901216 - Champion 2750
2690451 - Champion 2050	5900774 - Champion 2652	5901268 - Champion 2552CE
2690452 - Champion 2050CE	5900927 - Champion 2752 ANSI-EXP	5901269 - Champion 2550
2690483 - Champion 2044CE	5900947 - Champion 2752CE (3000Z)	
2690484 - Champion 2050CE	5900961 - Champion 2752	

50" Mower Deck - Rear Roller & Linkage

NOTE: Unless noted otherwise, use the standard hardware torque specification chart.

5301140B

5301140B



The above parts group applies to the following Mfg. Nos.:

- 2690451 - Champion 2050
- 2690452 - Champion 2050CE
- 2690484 - Champion 2050CE
- 5900705 - Champion 2650
- 5901216 - Champion 2750
- 5901269 - Champion 2550

50" Mower Deck - Rear Roller & Linkage

REF NO	PART NO.	QTY.	DESCRIPTION
1	5048746CSM	1	WELD,SHAFT,ROLLER,50
2	1704082SM	2	NUT-HEX ADJUSTING .990DIA .687TH PM YEL
3	2860681SM	4	NUT, HEX TOP LOCK SPIRAL K FLNG, 3/8-16 YEL
4	1677507SM	2	SLIDE .803 X 1.7
5	1924361SM	2	WASHER-0500(0.53IDX1.25X.08THK)BLK
6	2172622SM	2	BOLT, SHLDR, 3/8-16 1.34LG .50SH G5 BLK
7	1924366SM	15	WASHER-0.625(0.66IDX1.12X.11THK) BLK
8	1709195SM	4	SPACER, .876 OD X .666 ID X 1.25 LG
9	1722036SM	2	ROLLER, ROUNDED
10	1960520SM	2	NUT-PUSH FOR .625 DIA STUD CAPPED BLK
11	1668513SM	8	ROLLER
12	5049040CSM	1	BAR, ROLLER
13	1931352SM	2	BOLT-RD HD SH SQ NK 3/8-16X1.500 G5 BLK
14	1664847SM	33	SCREW-HEX WSHR HD TAPTT5/16-18X0.750BLK
15	1665374SM	3	STRAP-1.00WD 3.06LG .134THK ROLLER ECOAT
16	5401111CSM	1	WELD, SHAFT, DECK LIFT, 50" ORANGE
17	5100275SM	1	ROD, DECK LIFT LINKAGE
18	5048258SM	1	BUSHING, DECK SUPPORT
19	5023174SM	1	CLEVIS, 1/2-20, STEEL
20	5025328X12SM	1	PIN, CLEVIS, 1/2 X 1 1/2, YZP
21	5025210SM	2	PIN, HAIR, .0915 X 1-7/8
22	5025089SM	1	NUT, 1/2-20 HEX JAM

Not for
Reproduction

Footnotes

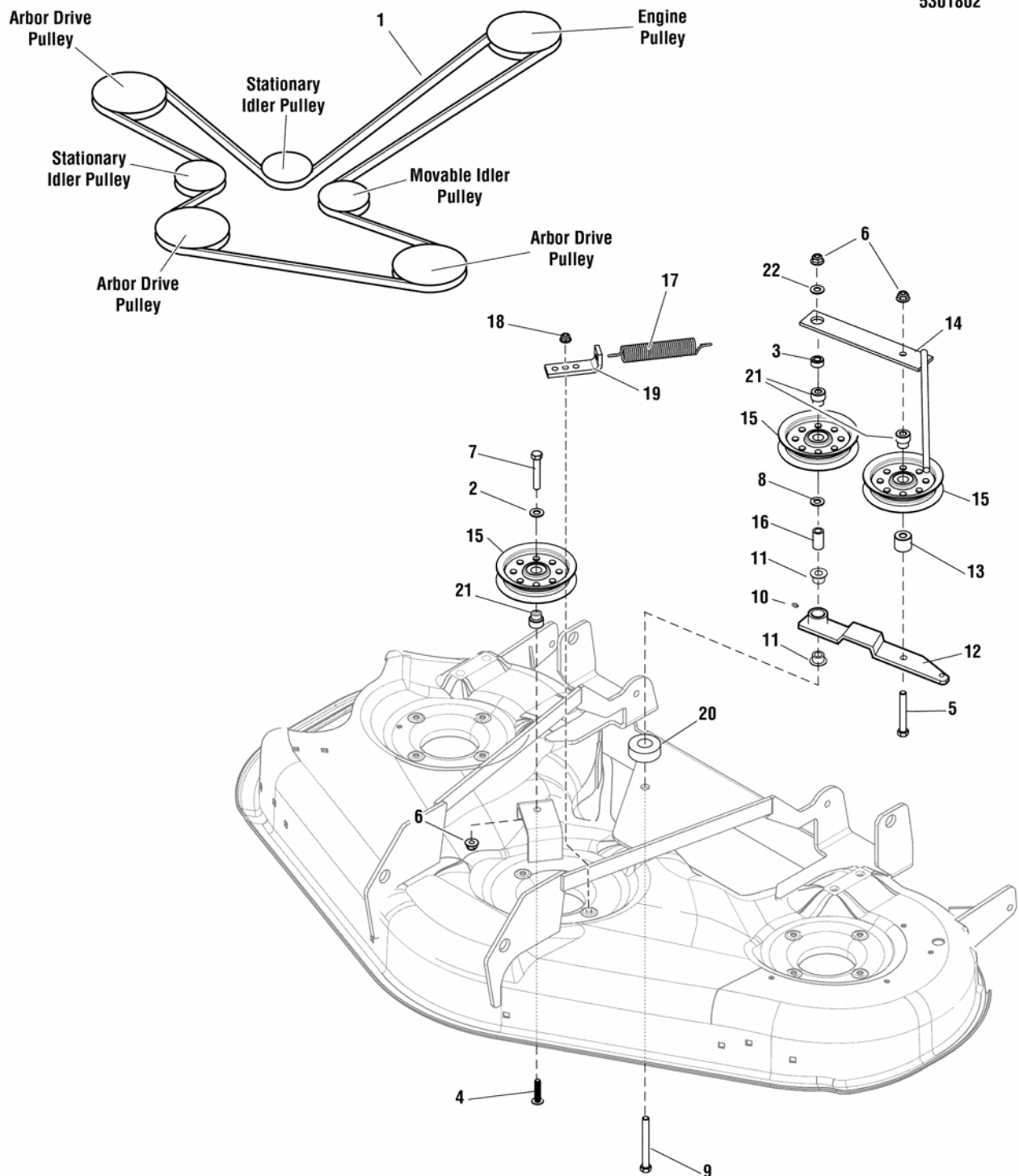
The above parts group applies to the following Mfg. Nos.:

2690451 - Champion 2050
2690452 - Champion 2050CE
2690484 - Champion 2050CE
5900705 - Champion 2650
5901216 - Champion 2750
5901269 - Champion 2550

52" Mower Deck - Belts & Idler Group

5301802

NOTE: Unless noted otherwise,
use the standard hardware torque
specification chart.



5301802

The above parts group applies to the following Mfg. Nos.:

- 5900774 - Champion 2652
- 5900927 - Champion 2752 ANSI-EXP
- 5900947 - Champion 2752CE (3000Z)
- 5900961 - Champion 2752
- 5901268 - Champion 2552CE (3000Z)

52" Mower Deck - Belts & Idler Group

REF NO	PART NO.	QTY.	DESCRIPTION
1	5023255SM	1	BELT, A-SEC, 145.5 EL, LG ARAMID, WRAP
2	5025401SM	1	WASHER, 3/8 USS
3	5044933SM	1	SPACER, .39 X .75 X .38
4	1960373SM	1	SCREW-HEX WSHR HD TAPTT5/16-18X1.000BLK
5	5025013X22SM	1	BOLT, 3/8-16 X 2-3/4 GD5 YZ
6	5025394SM	3	NUT, 3/8-16 HEX NYLOCK FLANGE
7	5025013X16SM	1	BOLT, 3/8-16 X 2 GD5 YZ
8	5025156SM	1	WASHER, 3/8 SAE
9	5025013X32SM	1	BOLT, 3/8-16 X 4 GD5 YZ
10	5020095SM	1	GREASE FITTING, 1/4-28 STRAIGHT
11	1676148SM	2	BUSHING-0.628IDX0.751ODX0.400LG PWDR MTL
12	5402228CSM	1	WELD, DECK, IDLER ARM - ORG
13	5047125SM	1	SPACER, .39 X 1.00 X .88
14	5403492CSM	1	WELD, MOUNT, IDLER TENSION - ORG
15	5021002SM	3	PULLEY, IDLER, 4.06OD, .669ID, .75W STL
16	1674669SM	1	SPACER-0.39 IDX0.625ODX1.15 LG CASE HARD
17	1715435SM	1	SPRING, EXTENSION, 1.00
18	1931277SM	1	NUT-HEX FLANGE 5/16-18, WHIZ LK SM, YZ
19	5405675CSM	1	BRACKET, SPRING ANCHOR - ORANGE
20	5101465SM	1	SPACER, .39 X 1.75 X .63, YZ
21	5049184SM	3	SPACER, HYDRO PULLEY
22	5025337SM	1	WASHER, 5/16 USS

Not for
Reproduction

Footnotes

The above parts group applies to the following Mfg. Nos.:

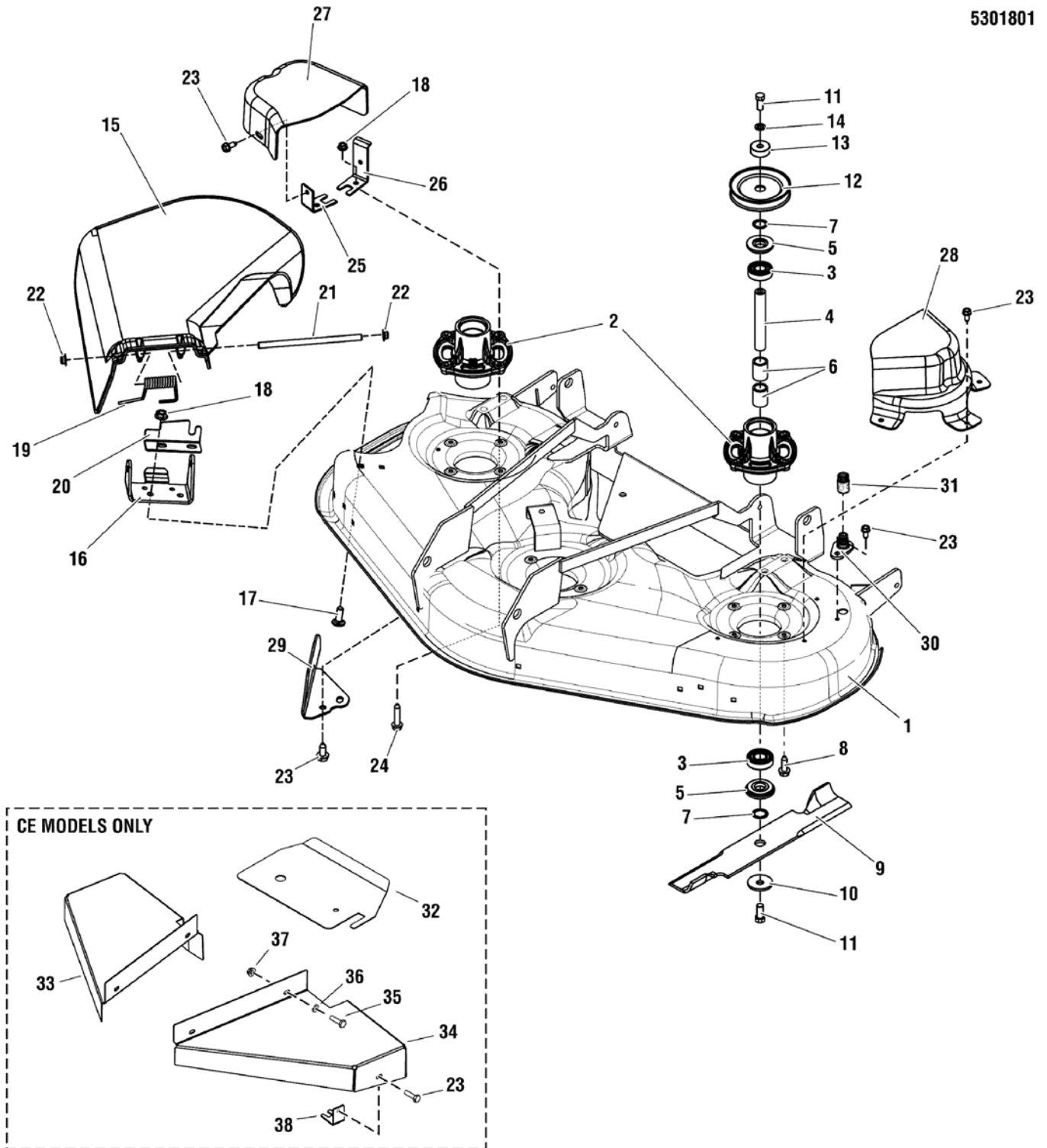
5900774 - Champion 2652
5900927 - Champion 2752 ANSI-EXP
5900947 - Champion 2752CE (3000Z)
5900961 - Champion 2752
5901268 - Champion 2552CE (3000Z)

52" Mower Deck - Housing, Covers, Spindles & Blades Group

NOTE: Unless noted otherwise,
use the standard hardware torque
specification chart.

5301801

5301801



The above parts group applies to the following Mfg. Nos.:

- 5900774 - Champion 2652
- 5900927 - Champion 2752 ANSI-EXP
- 5900947 - Champion 2752CE (3000Z)
- 5900961 - Champion 2752
- 5901268 - Champion 2552CE (3000Z)

52" Mower Deck - Housing, Covers, Spindles & Blades Group

REF NO	PART NO.	QTY.	DESCRIPTION
1	5600357	1	DECK SHELL W/ DECALS, 52, SMI CHAMP
2	1737352SM	3	HOUSING, SPINDLE, CAST STEEL, MACHINED
3	1735399SM	6	BEARING-BALL 20MM 46" MWR
4	1735326SM	3	SHAFT-SPINDLE 20MM DIA 134.60MM LG
5	1735323SM	6	SHIELD-ARBOR 2.050OD 46" MWR
6	1735328SM	6	SPACER-BEARING PWDR MTL 46" MWR
7	1960766SM	6	RING-SELF LOCKING 46" MWR
8	1960373SM	10	SCREW-HEX WSHR HD TAPTT5/16-18X1.000BLK
9	1737252SM	3	BLADE-MOWER 18.50LG 52" MWR
10	1656916SM	3	WASHER, SPRING 0.475IDX1.75ODX.156TH BLK
11	1920676SM	6	CAPSCREW-HEX HD 7/16-14X1.000 G5 BLK
12	1735733SM	3	PULLEY-5.5 OD 11GA SPLIT 52" MWR
13	1735579SM	3	SPACER-LOWER DRIVE 46" MWR
14	1918199SM	3	LOCKWSHER-SPRING .438 BLK
15	1735447SM	1	DEFLECTOR-DISCH PLASTIC 46/52 DECKS
16	1737418ASM	1	HINGE, DEFLECTOR, 52"
17	1931333SM	2	BOLT-RD HD SH SQ NK 5/16-18X0.750 G5 BLK
18	5025127SM	4	NUT, 5/16-18 HEX SERRATED FLANGE (SMALL)
19	1736364SM	1	SPRING-TORS DEFLECTOR 2.16LG 46" MWR
20	1737359ASM	1	PLATE, DEFLECTOR CLOSEOFF
21	1736366SM	1	ROD, DEFLECTOR, YELLOW ZINC
22	7012542SM	2	NUT, PUSH, 5/16 BZ
23	1664847SM	8	SCREW-HEX WSHR HD TAPTT5/16-18X0.750BLK
24	1930600SM	2	SCREW-HEX WSHR HD TAPTT5/16-18X1.500 BLK
25	5405736AYP	1	BRKT, BELT COVER, SHORT
26	5405734AYP	1	BRKT, BELT COVER, LONG W/ TAB (DOMESTIC MODELS ONLY)
27	1735752SM	1	COVER-BELT BLACK POLY RH 46 + 52" MWRS (DOMESTIC MODELS ONLY)
28	1736505SM	1	COVER-BELT LH BLACK POLY 52" MOWER (DOMESTIC MODELS ONLY)
29	1737279ASM	1	BAFFLE, PINCHOFF
30	1735716SM	1	ADAPTER-WASHOUT PORT 46+52" PLASTIC
31	1756246YP	1	WASHOUT PORT-CONNECTOR 46+52" BLK POLY
32	5408415CSM	1	PLATE, BELT GUARD (CE MODELS ONLY)
33	5407454CSM	1	PLATE, DECK GUARD - ORG RH (CE MODELS ONLY)
34	5407455CSM	1	PLATE, DECK GUARD - ORG LH (CE MODELS ONLY)
35	5025011X8SM	8	BOLT, 5/16-18 X 1 GD5 YZ (CE MODELS ONLY)
36	5025155SM	8	WASHER, 5/16 SAE (CE MODELS ONLY)
37	5025392SM	8	NUT, 5/16-18 HEX NYLOCK FLANGE (CE MODELS ONLY)
38	1736518ASM	4	BRKT, BELT COVER, FRONT (CE MODELS ONLY)

Footnotes

The above parts group applies to the following Mfg. Nos.:

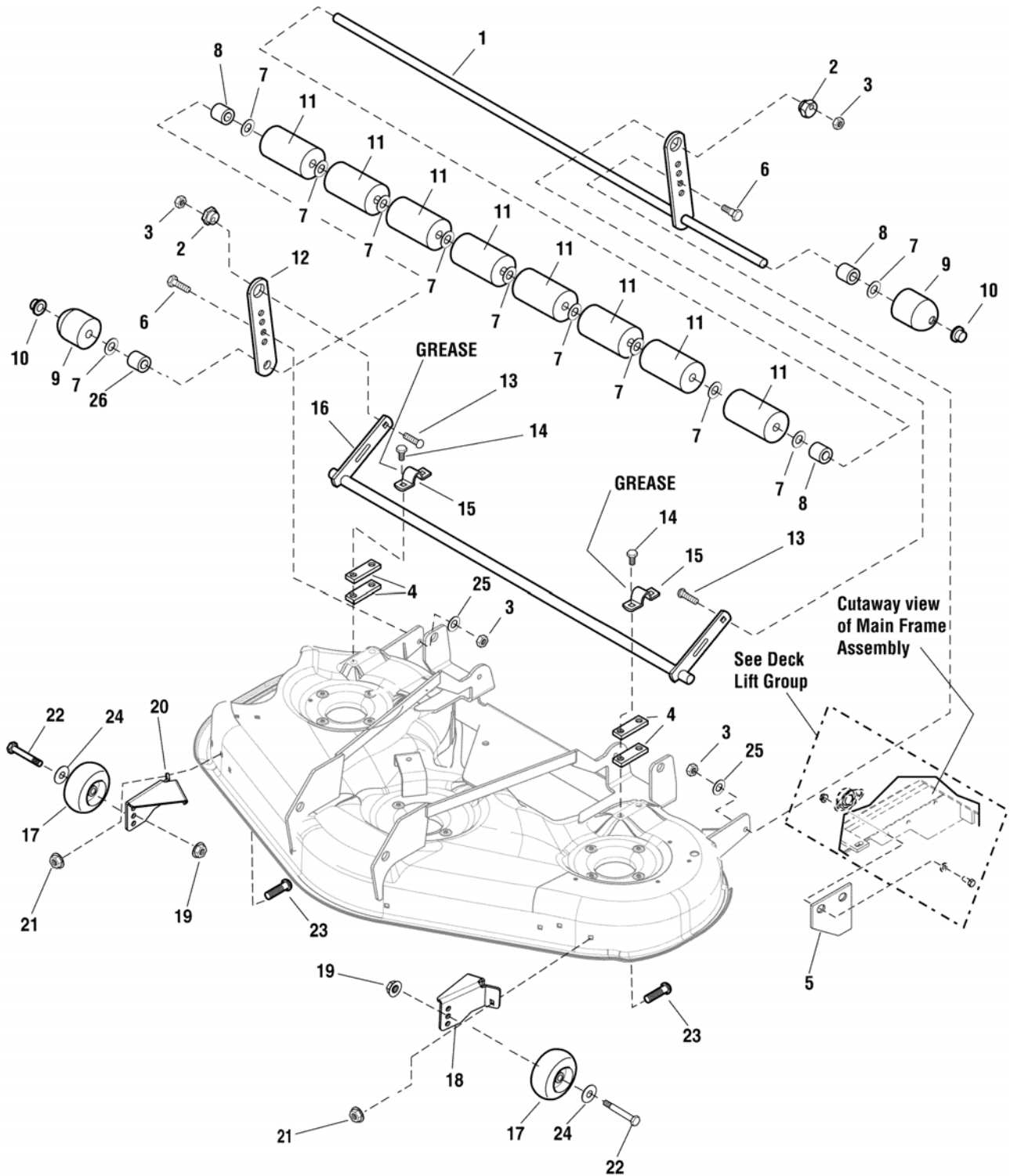
5900774 - Champion 2652
 5900927 - Champion 2752 ANSI-EXP
 5900947 - Champion 2752CE (3000Z)
 5900961 - Champion 2752
 5901268 - Champion 2552CE (3000Z)

52" Mower Deck - Rollers Group

5301803

NOTE: Unless noted otherwise,
use the standard hardware torque
specification chart.

5301803



The above parts group applies to the following Mfg. Nos.:

- 5900774 - Champion 2652
- 5900927 - Champion 2752 ANSI-EXP
- 5900947 - Champion 2752CE (3000Z)
- 5900961 - Champion 2752
- 5901268 - Champion 2552CE (3000Z)

52" Mower Deck - Rollers Group

REF NO	PART NO.	QTY.	DESCRIPTION
1	5405643CSM	1	WELD, SHAFT, ROLLER, 52 - ORG
2	1704082SM	2	NUT-HEX ADJUSTING .990DIA .687TH PM YEL
3	5025394SM	4	NUT, 3/8-16 HEX NYLOCK FLANGE
4	5405651CSM	4	PLATE, SPACER, ROLLER 52 - ORG
5a	5405683CSM	2	PLATE, DECK STOP
5b	5408414CSM	2	PLATE, DECK STOP (CE Models)
6	5025390X10SM	2	BOLT, 3/8-16 X 1-1/4, FLANGE
7	1924366SM	11	WASHER-0.625(0.66IDX1.12X.11THK) BLK
8	1709195SM	3	SPACER, .876 OD X .666 ID X 1.25 LG
9	1722036SM	2	ROLLER-0.650ID 2.50OD ROUNDED BLACK POLY
10	1960520SM	2	NUT-PUSH FOR .625 DIA STUD CAPPED BLK
11	1668513SM	8	ROLLER-0.652ID 2.50 OD 4.10LG BLACK POLY
12	5405605CSM	1	BAR, ROLLER - ORANGE
13	7091945SM	2	RHSSNB, 3/8C X1-1/2 FLANGE GR5 YZ
14	1931202SM	4	SCREW-HEX WSHR HD TAPTT5/16-18X1.25BLK
15	1665374BZ	2	STRAP, ROCKER SHAFT E-COAT/BLACK PAINT
16	5405642CSM	1	WELD, SHAFT, ROLLER, 52 - ORG
17	1736896SM	2	WHEEL, GAUGE BLACK POLY 5" DIA
18	1736075ASM	1	BRKT, GAUGE WHEEL, LH
19	1960687SM	4	NUT-HEX FLANGE 3/8-16 ESNA BLK
20	1736074ASM	1	BRKT, GAUGE WHEEL, RH
21	5025127	6	NUT, 5/16-18 HEX SERRATED FLANGE (SMALL)
22	1736539SM	2	BOLT-SHLDR 3/8-16X3.41 .750 THRD YELLOW
23	1931334SM	4	BOLT-RD HD SH SQ NK 5/16-18X0.875 G5 BLK
24	1960170SM	2	WASHER-0.500(0.51IDX1.00ODX.10THK) BLK
25	5025293SM	2	WASHER, 3/8 GD9 FLAT
26	1602946SM	1	SPACER-0.666ID 0.067W

Footnotes

The above parts group applies to the following Mfg. Nos.:

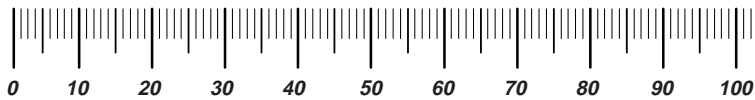
5900774 - Champion 2652
5900927 - Champion 2752 ANSI-EXP
5900947 - Champion 2752CE (3000Z)
5900961 - Champion 2752
5901268 - Champion 2552CE (3000Z)

Not for
Reproduction

Hardware Identification & Torque Specifications

Torque Specification Chart								
FOR STANDARD METRIC MACHINE HARDWARE (Tolerance ± 20%)								
Property Class	5.6		8.8		10.9		12.9	
	Class 5.6		Class 8.8		Class 10.9		Class 12.9	
Size Of Hardware	in/lbs	Nm.	in/lbs	Nm.	in/lbs	Nm.	in/lbs	Nm.
	ft/lbs		ft/lbs		ft/lbs		ft/lbs	
M3	5.88	.56	13.44	1.28	19.2	1.80	22.92	2.15
M4	13.44	1.28	30.72	2.90	43.44	4.10	52.56	4.95
M5	26.4	2.50	60.96	5.75	5.97	8.10	7.15	9.7
M6	44.64	4.3	7.3	9.9	10.3	14	12.1	16.5
M7	5.2	7.1	12.1	16.5	16.9	23	19.9	27
M8	7.7	10.5	17.7	24	25	34	29	40
M10	15	21	35	48	50	67	59	81
M12	26	36	61	83	86.2	117	103	140
M14	42	58	101	132	136	185	162	220
M16	64	88	147	200	210	285	250	340
M18	89	121	202	275	287	390	346	470
M20	126	171	290	390	405	550	486	660
M22	169	230	390	530	559	745	656	890
M24	217	295	497	375	708	960	840	1140
M27	320	435	733	995	1032	1400	1239	1680
M30	435	590	995	1350	1401	1900	1681	2280
M33	590	800	1349	1830	1902	2580	2278	3090
M36	759	1030	1740	2360	2441	3310	2935	3980
M39	988	1340	2249	3050	3163	4290	3798	5150

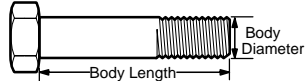
The guides and ruler furnished below are designed to help you select the appropriate hardware.



Nut, M8

Thread Diameter (mm)
Inside Diameter (in)
Threads per inch

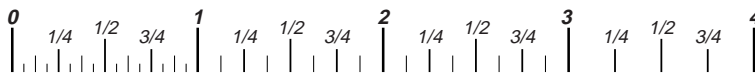
Nut, 1/2-16



Screw, M8- 1.25 x 25

Thread Diameter (mm)
Body Diameter
Distance between threads (mm)
Threads per inch
Body Length (mm)
Body Length (in)

Screw, 1/2- 16 x 2



Standard Hardware Sizing

When a washer or nut is identified as **1/2"** (M8), this is the *Nominal size*, meaning the *inside diameter* is 1/2 inch (8mm metric thread diameter); if a second number is present it represents the *threads per inch* (distance between threads).

When bolt or capscrew is identified as **1/2 - 16 x 2"** (M8 - 1.25 x 50), this means the *Nominal size*, or body diameter is 1/2 inch (8mm metric thread diameter), the second number, 16, represents the *threads per inch*, (1.25 thread diameter). The final number is the body length of the bolt or screw, 2 inches (50mm).

Torque Specification Chart						
FOR STANDARD MACHINE HARDWARE (Tolerance ± 20%)						
Hardware Grade	No Marks		SAE Grade 5		SAE Grade 8	
	SAE Grade 2		SAE Grade 5		SAE Grade 8	
Size Of Hardware	in/lbs	Nm.	in/lbs	Nm.	in/lbs	Nm.
	ft/lbs		ft/lbs		ft/lbs	
8-32	19	2.1	30	3.4	41	4.6
8-36	20	2.3	31	3.5	43	4.9
10-24	27	3.1	43	4.9	60	6.8
10-32	31	3.5	49	5.5	68	7.7
1/4-20	66	7.6	8	10.9	12	16.3
1/4-28	76	8.6	10	13.6	14	19.0
5/16-18	11	15.0	17	23.1	25	34.0
5/16-24	12	16.3	19	25.8	29	34.0
3/8-16	20	27.2	30	40.8	45	61.2
3/8-24	23	31.3	35	47.6	50	68.0
7/16-14	30	40.8	50	68.0	70	95.2
7/16-20	35	47.6	55	74.8	80	108.8
1/2-13	50	68.0	75	102.0	110	149.6
1/2-20	55	74.8	90	122.4	120	163.2
9/16-12	65	88.4	110	149.6	150	204.0
9/16-18	75	102.0	120	163.2	170	231.2
5/8-11	90	122.4	150	204.0	220	299.2
5/8-18	100	136	180	244.8	240	326.4
3/4-10	160	217.6	260	353.6	386	525.0
3/4-16	180	244.8	300	408.0	420	571.2
7/8-9	140	190.4	400	544.0	600	816.0
7/8-14	155	210.8	440	598.4	660	897.6
1-8	220	299.2	580	788.8	900	1,244.0
1-12	240	326.4	640	870.4	1,000	1,360.0

NOTES

- These torque values are to be used for all hardware excluding: locknuts, self-tapping screws, thread forming screws, sheet metal screws and socket head setscrews.
- Recommended seating torque values for locknuts:
 - for prevailing torque locknuts - use 65% of grade 5 torques.
 - for flange whizlock nuts and screws - use 135% of grade 5 torques.
- Unless otherwise noted on assembly drawings, all torque values must meet this specification.

Common Hardware Types

Hex Head Capscrew

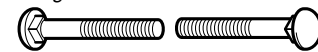


Washer



Lockwasher

Carriage Bolt



Hex Nut

Wrench & Fastener Size Guide

1/4" Bolt or Nut Wrench—7/16"	5/16" Bolt or Nut Wrench—1/2"	3/8" Bolt or Nut Wrench—9/16"	7/16" Bolt or Nut Wrench (Bolt)—5/8" Wrench (Nut)—11/16"	1/2" Bolt or Nut Wrench—3/4"
M6 Bolt or Nut Wrench—10mm	M8 Bolt or Nut Wrench—13mm	M10 Bolt or Nut Wrench—17mm	M12 Bolt or Nut Wrench—19mm	M14 Bolt or Nut Wrench—22mm

Not for
Reproduction

**IT IS THE POLICY OF BRIGGS & STRATTON CORP. TO IMPROVE ITS PRODUCTS
WHENEVER IT IS POSSIBLE AND PRACTICAL TO DO SO. WE RESERVE THE RIGHT TO
MAKE CHANGES OR ADD IMPROVEMENTS AT ANY TIME WITHOUT INCURRING ANY
OBLIGATION TO MAKE SUCH CHANGES ON PRODUCTS.**

Briggs & Stratton Yard Power Products Group

3515 N. 124 Street / PO Box 702
Wauwatosa, WI 53222 USA

www.simplicitymfg.com

© Copyright 2014 by Briggs & Stratton Corporation
Milwaukee, WI, USA. All rights reserved